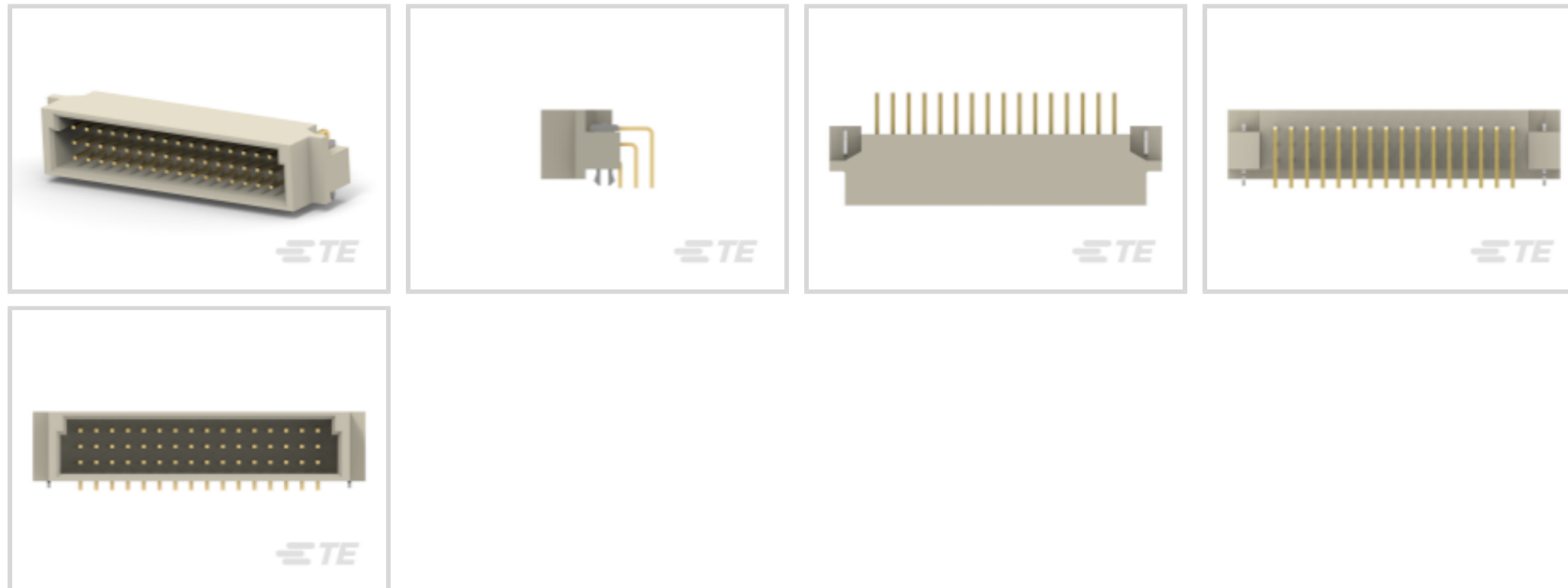




Connectors > PCB Connectors > Backplane Connectors > Eurocard Connectors



Connector & Housing Type: **Plug**

Connector System: **Board-to-Board**

Termination Post & Tail Length: **3 mm [ .118 in ]**

Number of Positions: **48**

Centerline (Pitch): **2.54 mm [ .1 in ]**

## Features

### Product Type Features

Connector & Housing Type	Plug
Connector System	Board-to-Board
Connector & Contact Terminates To	Printed Circuit Board
DIN Size	Half
DIN Level	II

### Configuration Features

Number of Positions	48
Number of Rows	3
PCB Mount Orientation	Right Angle
Number of Columns	16
Number of Signal Positions	48
Rows Loaded	A, C

### Contact Features

Contact Type	Pin
Contact Base Material	Phosphor Bronze

Contact Current Rating (Max)	1.5 A
------------------------------	-------

### Termination Features

Termination Method to PCB	Through Hole - Solder
---------------------------	-----------------------

Termination Post & Tail Length	3 mm[.118 in]
--------------------------------	---------------

### Mechanical Attachment

Mating Alignment Type	Polarization
-----------------------	--------------

Mating Alignment	With
------------------	------

Panel Mount Feature	Without
---------------------	---------

PCB Mount Retention	With
---------------------	------

PCB Mount Retention Type	Boardlock
--------------------------	-----------

Connector Mounting Type	Board Mount
-------------------------	-------------

### Housing Features

Housing Material	Polyester - GF
------------------	----------------

Centerline (Pitch)	2.54 mm[.1 in]
--------------------	----------------

### Dimensions

Connector Height	12.62 mm
------------------	----------

PCB Thickness (Recommended)	1.6 mm[.063 in]
-----------------------------	-----------------

Row-to-Row Spacing	2.54 mm[.1 in]
--------------------	----------------

### Usage Conditions

Operating Temperature Range	-55 – 105 °C[-67 – 221 °F]
-----------------------------	----------------------------

### Operation/Application

Shielded	No
----------	----

Circuit Application	Signal
---------------------	--------

### Industry Standards

UL Flammability Rating	UL 94V-0
------------------------	----------

### Packaging Features

Packaging Method	Tray
------------------	------

### Product Compliance

For compliance documentation, visit the product page on [TE.com](https://www.te.com)>

EU RoHS Directive 2011/65/EU	Compliant
------------------------------	-----------

EU ELV Directive 2000/53/EC	Compliant
-----------------------------	-----------



China RoHS 2 Directive MIIT Order No 32, 2016	No Restricted Materials Above Threshold
EU REACH Regulation (EC) No. 1907/2006	Current ECHA Candidate List: JUNE 2024 (241) Candidate List Declared Against: JAN 2024 (240) Does not contain REACH SVHC
Halogen Content	Not Low Halogen - contains Br or Cl > 900 ppm.
Solder Process Capability	Wave solder capable to 240°C

Product Compliance Disclaimer

This information is provided based on reasonable inquiry of our suppliers and represents our current actual knowledge based on the information they provided. This information is subject to change. The part numbers that TE has identified as EU RoHS compliant have a maximum concentration of 0.1% by weight in homogenous materials for lead, hexavalent chromium, mercury, PBB, PBDE, DBP, BBP, DEHP, DIBP, and 0.01% for cadmium, or qualify for an exemption to these limits as defined in the Annexes of Directive 2011/65/EU (RoHS2). Finished electrical and electronic equipment products will be CE marked as required by Directive 2011/65/EU. Components may not be CE marked. Additionally, the part numbers that TE has identified as EU ELV compliant have a maximum concentration of 0.1% by weight in homogenous materials for lead, hexavalent chromium, and mercury, and 0.01% for cadmium, or qualify for an exemption to these limits as defined in the Annexes of Directive 2000/53/EC (ELV). Regarding the REACH Regulation, the information TE provides on SVHC in articles for this part number is based on the latest European Chemicals Agency (ECHA) 'Guidance on requirements for substances in articles' posted at this URL: <https://echa.europa.eu/guidance-documents/guidance-on-reach>

## Compatible Parts



TE Part # 5535091-5  
ASSEMBLY,RECEPTACLE,EUROCARD,TYPE



TE Part # 5535071-4  
ASSY,RECEPTACLE,EUROCARD,TYPE



TE Part # 5535070-5  
ASSY,RECEPTACLE,EUROCARD,TYPE



TE Part # 5650916-5  
ASSY,PIN,EUROCARD,TYPE C/2,LEA



TE Part # 5650478-5  
ASSY,PIN,EUROCARD,TYPE C/2,LEA



TE Part # 5535070-4  
ASSY,RECEPTACLE,EUROCARD,TYPE



TE Part # 5535034-4  
ASSY,RECEPTACLE,EUROCARD,TYPE C/2,L-FREE



TE Part # 5650893-5  
ASSY,RECEPT,EUROCARD,TYPE R/2,L-FREE,48,



TE Part # 5148020-5  
ASSY,PIN,EURO,"C/2",L-FREE,48



TE Part # 5536397-5  
ASSY,RECEPT,EURO,TYPE C/2,LEAD



TE Part # 5650948-5  
ASSY,PIN,EUROCARD,TYPE C/2,LEA



TE Part # 926040-2  
48P MOD 4 HSG



TE Part # 5536484-5  
ASSY,RECEPT,EURO,TYPE C/2,L-FR



TE Part # 4-1393637-4  
V42254P2263C480=PC612 FEDERLEI



TE Part # 650478-5  
048 EURO TYPE C PIN ST ASSY



TE Part # 1393640-7  
V42254B2101C480=PC612 FEDERLEI



TE Part # 1393642-9  
V42254B2240C480=PC612 FEDERLEI



TE Part # 926040-1  
48P MOD 4 HSG



TE Part # 8-1393640-5  
V42254B2201C480=PC612 FEDERLEI



TE Part # 2-1393641-5  
V42254B2202C480=PC612 FEDERLEI

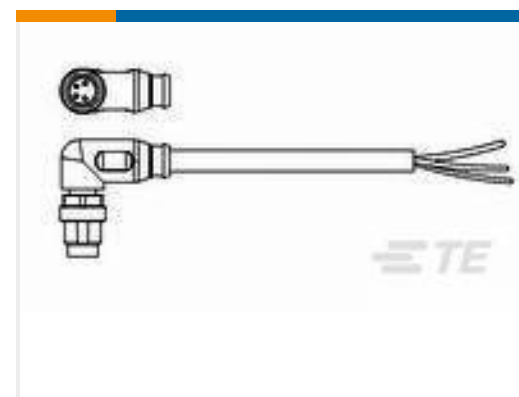
### Customers Also Bought



TE Part #5747872-4  
15 PLUG SP/FMS STD



TE Part #292175-4  
CT BOX HDR V SMT 4P O/TAPE NAT



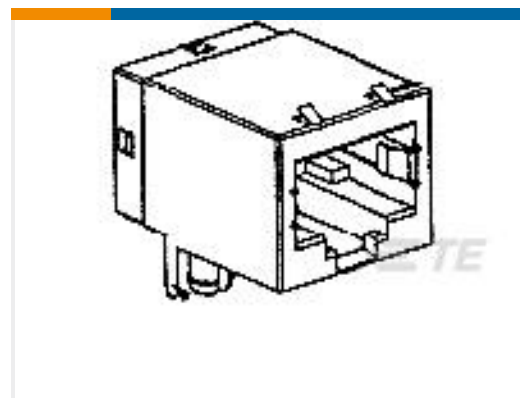
TE Part #1-2273010-1  
M8 x 1.0 Angled plug Pigtail



TE Part #T4112501041-000  
M12,FEMALE,RA,D CODE,4P,PG7, GOLD



TE Part #770041-1  
12P UMNL II PLUG-FRONT 94VO



TE Part #5558342-1  
MJ,8POS,R/A,CAT5,SHLD,PC GND



TE Part #5536397-5  
ASSY,RECEPT,EURO,TYPE C/2,LEAD



TE Part #1-2273029-1  
M12 x 1.0 straight socket pigt A



## Documents

### Product Drawings

V42254B1200C410=PC612 MESSERLE

English

### CAD Files

Customer View Model

[ENG\\_CVM\\_CVM\\_7-1393644-4\\_A.2d\\_dxf.zip](#)

English

3D PDF

3D

Customer View Model

[ENG\\_CVM\\_CVM\\_7-1393644-4\\_A.3d\\_igs.zip](#)

English

Customer View Model

[ENG\\_CVM\\_CVM\\_7-1393644-4\\_A.3d\\_stp.zip](#)

English

By downloading the CAD file I accept and agree to the [Terms and Conditions](#) of use.