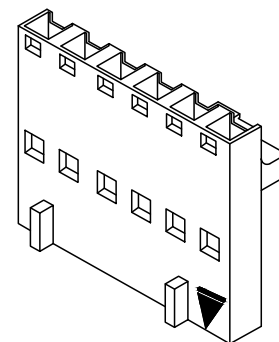
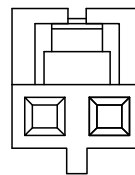
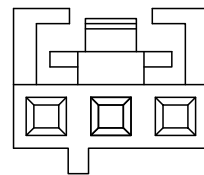
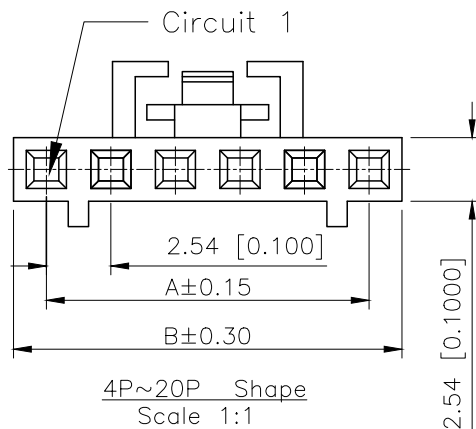


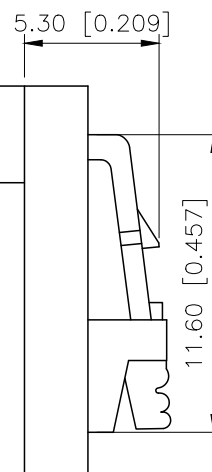
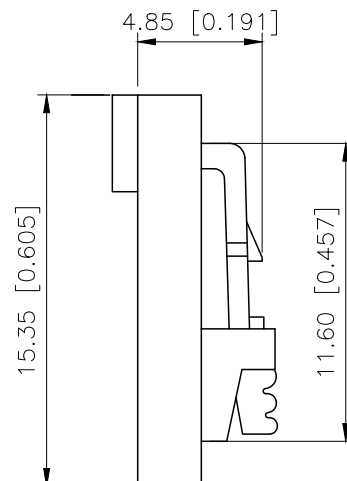
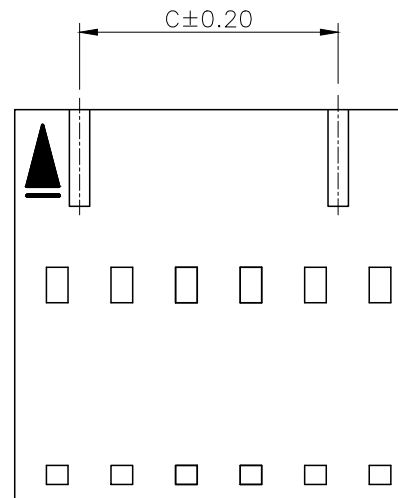
REVISIONS					
REV.	ECN NO.	LOCATION	DESCRIPTION	DATE	DESIGN
A0	N/A		INITIAL RELEASE	/	/
A1	N/A		图面升级整理图面	2024.9.18	阿树



PART NO.:

X9556 H-XX B-N0 XX
① ② ③ ④ ⑤ ⑥

- ①Series No
- ②Category:H-HSG
- ③Row No.Pin No:XX-02~20P
- ④Special No.:
- B-There are convex point and the buckle
- ⑤Material:PT-PBT UL94V-0
- ⑥Color:Blank-Natural Color
HF-Halogen free



Poles	Dimensions(mm)			Poles	Dimensions(mm)		
	A	B	C		A	B	C
02	2.54	5.08	/	12	27.94	30.48	25.40
03	5.08	7.62	/	13	30.48	33.02	27.94
04	7.62	10.16	5.08	14	33.02	35.56	30.48
05	10.16	12.70	7.62	15	35.56	38.10	33.02
06	12.70	15.24	10.16	16	38.10	40.64	35.56
07	15.24	17.78	12.70	17	40.64	43.18	38.10
08	17.78	20.32	15.24	18	43.18	45.72	40.64
09	20.32	22.86	17.78	19	45.72	48.26	43.18
10	22.86	25.40	20.32	20	48.26	50.80	45.72
11	25.40	27.94	22.86				

X9556H-XXB-N0HF	Nylon 66 UL 94V-0 Halogen Free	X9556T	X9556W
X9556H-XXB-N0	Nylon 66 UL 94V-0		
PART NO	Material	Suitable XKB Terminal	Suitable XKB Terminal

- SPECIFICATIONS
- Voltage rating:250V AC/DC
 - Current rating:3A AC/DC
 - Withstanding Voltage:1500V AC/minute
 - Temperature range:-40°C~+125°C
 - Insulation resistance:≥1000MΩ
 - Contact resistance:≤20mΩ
 - After environmental testing:≤30mΩ

AuGLAR	±5°
X.	±0.40
X.x	±0.30
X.xx	±0.20
X.xxx	±0.15
UNSPECIFIED TOLERANCES	



DESIGN	阿树	VIEW:		MODEL TYPE:	2.54mm Crimp Style Connector
CHECKED		UNIT:	mm/in	PART NO.:	X9556H-XXB-N0XX
APPROVED		SIZE:	A4	DWG NO.:	