

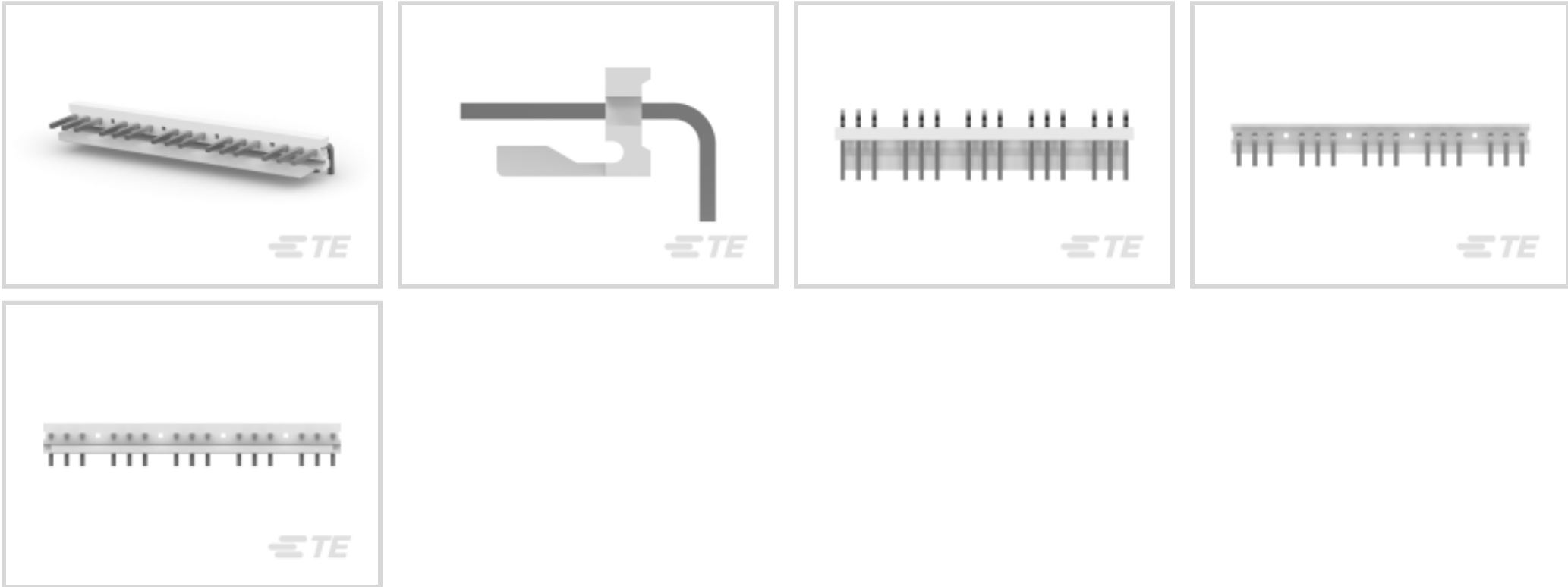


MTA 156

TE Internal #: 644961-1  
Header, Plug, Wire-to-Board, 19 Position, 3.96 mm [.156 in]  
Centerline, Printed Circuit Board, UL 94V-0, MTA 156, Rectangular  
Power Connectors

[View on TE.com >](#)

Connectors > Power Connectors > Rectangular Power > Rectangular Power Connectors



Rectangular Power Connector Type: **Header**

Connector & Housing Type: **Plug**

Connector System: **Wire-to-Board**

Number of Positions: **19**

Centerline (Pitch): **3.96 mm [.156 in]**

Features

Product Type Features

Header Type	Partially Shrouded
Rectangular Power Connector Type	Header
Connector & Housing Type	Plug
Connector System	Wire-to-Board
Sealable	No
Connector & Contact Terminates To	Printed Circuit Board

Configuration Features

Number of Loaded Positions	15
Number of Positions	19
PCB Mount Orientation	Right Angle
Number of Power Positions	19
Number of Rows	1

Electrical Characteristics

Operating Voltage	600 VAC
-------------------	---------



Contact Features

Mating Post Length	10.16 mm[.4 in]
Contact Layout	Inline
Contact Mating Area Plating Material	Tin
Contact Underplating Material	Nickel
Contact Base Material	Copper Alloy
Contact Current Rating (Max)	7 A
Contact Retention Within Housing	Without
Contact Type	Pin
PCB Contact Termination Area Plating Material	Tin
Contact Mating Area Plating Material Thickness	100 µm[2.54 µin]

Termination Features

Termination Post & Tail Length	4.06 mm[.16 in]
Termination Method to PCB	Through Hole - Solder

Mechanical Attachment

Strain Relief	Without
Mating Retention	With
Mating Alignment	Without
PCB Mount Alignment	Without
Panel Mount Feature	Without
PCB Mount Retention	Without
Mating Retention Type	Friction Lock
Connector Mounting Type	Board Mount

Housing Features

Right Angle Bending Side	Rear
Centerline (Pitch)	3.96 mm[.156 in]
Housing Color	Natural
Housing Material	Polyester - GF

Dimensions

Connector Height	13.33 mm[.525 in]
Product Length	75.29 mm[2.964 in]

Usage Conditions

--	--



Operating Temperature Range	-55 – 105 °C[-67 – 221 °F]
-----------------------------	----------------------------

Operation/Application

Circuit Application	Power
---------------------	-------

Industry Standards

CSA Rating	Certified, LR 7189
UL Rating	Recognized
Compatible With Agency/Standards Products	CSA, UL
Compatible With Approved Standards Products	UL E28476
UL Flammability Rating	UL 94V-0
Glow Wire Rating	Standard Part - Not Glow Wire

Packaging Features

Packaging Quantity	250
Packaging Method	Package

Other

Number of Blocked Positions	4
-----------------------------	---

Product Compliance

For compliance documentation, visit the product page on TE.com>

EU RoHS Directive 2011/65/EU	Compliant
EU ELV Directive 2000/53/EC	Compliant
China RoHS 2 Directive MIIT Order No 32, 2016	No Restricted Materials Above Threshold
EU REACH Regulation (EC) No. 1907/2006	Current ECHA Candidate List: JUNE 2024 (241) Candidate List Declared Against: JUNE 2024 (241) Does not contain REACH SVHC
Halogen Content	Not Low Halogen - contains Br or Cl > 900 ppm.
Solder Process Capability	Wave solder capable to 265°C















Product Compliance Disclaimer

This information is provided based on reasonable inquiry of our suppliers and represents our current actual knowledge based on the information they provided. This information is subject to change. The part numbers that TE has identified as EU RoHS compliant have a maximum concentration of 0.1% by weight in homogenous materials for lead, hexavalent chromium, mercury, PBB, PBDE, DBP, BBP, DEHP, DIBP, and 0.01% for cadmium, or qualify for an exemption to these limits as defined in the Annexes of Directive 2011/65/EU (RoHS2). Finished electrical and electronic equipment products will be CE marked as required by Directive 2011/65/EU. Components may not be CE marked. Additionally, the part numbers that TE has identified as EU ELV compliant have a maximum concentration of 0.1% by weight in homogenous



materials for lead, hexavalent chromium, and mercury, and 0.01% for cadmium, or qualify for an exemption to these limits as defined in the Annexes of Directive 2000/53/EC (ELV). Regarding the REACH Regulation, the information TE provides on SVHC in articles for this part number is based on the latest European Chemicals Agency (ECHA) 'Guidance on requirements for substances in articles' posted at this URL: <https://echa.europa.eu/guidance-documents/guidance-on-reach>


Compatible Parts

 TE Part # 644958-1 15P MTA156 HDR ASSY,R/A,OMIT	 TE Part # 1-640387-4 14P MTA156 HDR ASSY SQ R/A	 TE Part # 644957-1 11P MTA156 HDR ASSY RA W/O#4&8	 TE Part # 644959-1 17P MTA156 R/A ASY WO4,8,12,15
 TE Part # 1-640445-9 19P MTA156 HDR ASSY FL/STR SN	 TE Part # 644949-2 07P MTA156 HDR ASSY F/L W/O#3	 TE Part # 1-640551-9 19P MTA156 COVER	 TE Part # 1-640643-9 19P MTA156 COVER F/T
 TE Part # 1-643067-9 19P MTA156 MOLDED COVER	 TE Part # 1-643071-9 19P MTA156 FD-THRU COVER	 TE Part # 1-644752-9 19P MTA156 HDR ASSY SQ STR F/L	 TE Part # 644776-1 12P MTA156 HDR ASSY F/L W/O#8
 TE Part # 644873-2 17P MTA156 HDR ASSY W/O#11	 TE Part # 644971-2 08P MTA156 HDR ASSY W/O#6 F/L		

Also in the Series | MTA 156




Connector Caps & Covers(89)



Connector Contacts(4)



Connector Hardware(2)




Insertion & Extraction Tools(1)



PCB Headers & Receptacles(317)



Rectangular Power Connectors(691)



Standard Rectangular Connectors(336)

Customers Also Bought



TE Part #5788803-1  
HD-20 RCPT 9P RA FFSCRLK HT



TE Part #1558675-3  
T9GS5L24-12



TE Part #1-640387-4  
14P MTA156 HDR ASSY SQ R/A



TE Part #350762-4  
06P UMNL HDR ASSY PC

Documents

Product Drawings

19P MTA156 HDR ASY WO4,8,12,16

English

CAD Files

Customer View Model

ENG\_CVM\_CVM\_644961-1\_C.2d\_dxf.zip

English

3D PDF

3D

Customer View Model

ENG\_CVM\_CVM\_644961-1\_C.3d\_igs.zip

English

Customer View Model

ENG\_CVM\_CVM\_644961-1\_C.3d\_stp.zip

English

By downloading the CAD file I accept and agree to the Terms and Conditions of use.



---

Product Specifications

Application Specification

English

---

Agency Approvals

Agency Approval Document

English