




Free Height

TE Internal #: 1-5146888-1
PCB Mount Header, Vertical, Board-to-Board, 64 Position, 1 mm [.039 in] Centerline, Fully Shrouded, Gold, Surface Mount, Signal, Black, Free Height

[View on TE.com >](#)

Connectors > PCB Connectors > PCB Headers & Receptacles > Free Height Plug Connector: Board-Board, Vertical, 64, 1mm



PCB Connector Assembly Type: **PCB Mount Header**
PCB Mount Orientation: **Vertical**
Connector System: **Board-to-Board**
Number of Positions: **64**
Centerline (Pitch): **1 mm [.039 in]**

[All Free Height Plug Connector: Board-Board, Vertical, 64, 1mm \(39\)](#)

Features

Product Type Features

PCB Connector Assembly Type	PCB Mount Header
Connector System	Board-to-Board
Header Type	Fully Shrouded
Connector & Contact Terminates To	Printed Circuit Board

Configuration Features

Number of Columns	32
Stackable	Yes
PCB Mount Orientation	Vertical
Number of Positions	64
Board-to-Board Configuration	Parallel

Electrical Characteristics

Insulation Resistance	2 MΩ
-----------------------	------



Operating Voltage

250 VAC

Signal Characteristics

Differential Signaling

Yes

Body Features

Primary Product Color

Black

Contact Features

Contact Mating Area Length

4.27 mm[.168 in]

PCB Contact Termination Area Plating Material Thickness

3.81 μm[150 μin]

Contact Layout

Inline

Mating Tab Width

.63 mm[.024 in]

Mating Tab Thickness

.2 mm[.008 in]

Contact Underplating Material Thickness

1.27 μm[50 μin]

PCB Contact Termination Area Plating Material Finish

Matte

Contact Shape & Form

Single Beam

PCB Contact Termination Area Plating Material

Tin

Contact Base Material

Phosphor Bronze

Contact Mating Area Plating Material

Gold

50 μin

Contact Type

Pin

Contact Current Rating (Max)

1 A

Termination Features

Rectangular Termination Post & Tail Thickness

.2 mm[.008 in]

Rectangular Termination Post & Tail Width

.3 mm[.012 in]

Termination Method to PCB

Surface Mount

Mechanical Attachment

PCB Mount Alignment Type

Locating Posts

Mating Retention

Without

PCB Mount Retention Type

None

Mating Alignment

Without

Mating Alignment Type

None

PCB Mount Retention

Without

PCB Mount Alignment

With



Housing Features

Mating Entry Location	Top
Centerline (Pitch)	1 mm[.039 in]
Housing Material	Thermoplastic

Dimensions

Connector Length	34.22 mm[1.347 in]
Connector Height	8.38 mm[.329 in]
Connector Width	3.81 mm[150 in]
Stack Height	9 mm, 11 mm, 14 mm[.551 in]

Usage Conditions

Operating Temperature Range	-55 – 110 °C[-67 – 230 °F]
-----------------------------	----------------------------

Operation/Application

Assembly Process Feature	Pick and Place Cover
Circuit Application	Signal

Industry Standards

UL Rating	Listed
Compatible With Agency/Standards Products	CSA, UL
Compatible With Approved Standards Products	CSA LR7189, UL E28476
Industry Standard	IEEE 1386
UL Flammability Rating	UL 94V-0

Packaging Features

Packaging Quantity	400
Packaging Method	Tape & Reel

Product Compliance

For compliance documentation, visit the product page on [TE.com](#)>

EU RoHS Directive 2011/65/EU	Compliant
EU ELV Directive 2000/53/EC	Compliant
China RoHS 2 Directive MIIT Order No 32, 2016	No Restricted Materials Above Threshold
EU REACH Regulation (EC) No. 1907/2006	Current ECHA Candidate List: JUNE 2024 (241) Candidate List Declared Against: JUNE 2024 (241) Does not contain REACH SVHC



Halogen Content	Low Halogen - Br, Cl, F, I < 900 ppm per homogenous material. Also BFR/CFR/PVC Free
-----------------	---

Solder Process Capability	Reflow solder capable to 260°C
---------------------------	--------------------------------

Product Compliance Disclaimer

This information is provided based on reasonable inquiry of our suppliers and represents our current actual knowledge based on the information they provided. This information is subject to change. The part numbers that TE has identified as EU RoHS compliant have a maximum concentration of 0.1% by weight in homogenous materials for lead, hexavalent chromium, mercury, PBB, PBDE, DBP, BBP, DEHP, DIBP, and 0.01% for cadmium, or qualify for an exemption to these limits as defined in the Annexes of Directive 2011/65/EU (RoHS2). Finished electrical and electronic equipment products will be CE marked as required by Directive 2011/65/EU. Components may not be CE marked. Additionally, the part numbers that TE has identified as EU ELV compliant have a maximum concentration of 0.1% by weight in homogenous materials for lead, hexavalent chromium, and mercury, and 0.01% for cadmium, or qualify for an exemption to these limits as defined in the Annexes of Directive 2000/53/EC (ELV). Regarding the REACH Regulation, the information TE provides on SVHC in articles for this part number is based on the latest European Chemicals Agency (ECHA) ‘Guidance on requirements for substances in articles’ posted at this URL: <https://echa.europa.eu/guidance-documents/guidance-on-reach>

Compatible Parts

TE Part # CAT-314-RCB64

Free Height Receptacle Conn: Board-Board, Vertical, 64, 1mm

Also in the Series | Free Height

PCB Headers & Receptacles(751)


Customers Also Bought



TE Part #1888250-3
Low Profile,RJ45,1x1,No Led's



TE Part #1676172-2
RN 0805 12K1 0.1% 10PPM 1KRL




TE Part #3-2176327-7
CRGP 0805 10K 1%




TE Part #2176304-5
RP 1E 0.1W 11R 0.1% 25PPM 5K RL



TE Part #382306-011
44A1121-16-0/9-9



TE Part #5146895-1
1FHR,64,30A/S,S,C,S13



TE Part #8-2176482-2
RA73F 2A 357R 0.1% 5K RL



TE Part #5-2176308-8
RP 1E 0.1W 9R09 0.1% 25PPM 1K RL

Documents

Product Drawings

1FHP,64,50A/S,S,C,S10,12,13,15

English

CAD Files

Customer View Model

ENG_CVM_CVM_1-5146888-1_A.2d_dxf.zip

English

3D PDF

3D

Customer View Model

ENG_CVM_CVM_1-5146888-1_A.3d_igs.zip

English

Customer View Model

ENG_CVM_CVM_1-5146888-1_A.3d_stp.zip

English

By downloading the CAD file I accept and agree to the [Terms and Conditions](#) of use.

Datasheets & Catalog Pages

Fine Pitch Stacking Connectors - 1.0mm Free Height (FH) (IEEE 1386) Connectors

English

Product Specifications

Application Specification

English