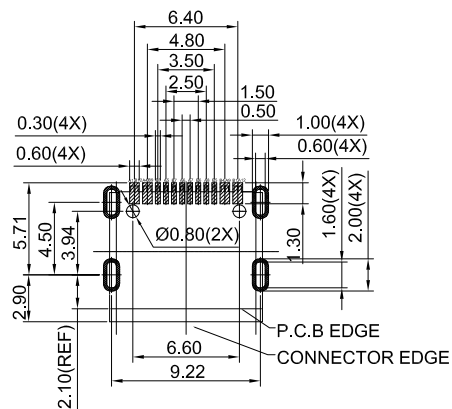
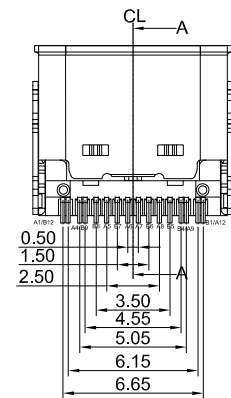
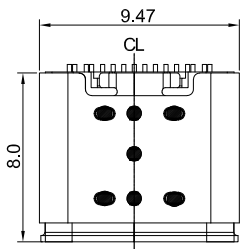
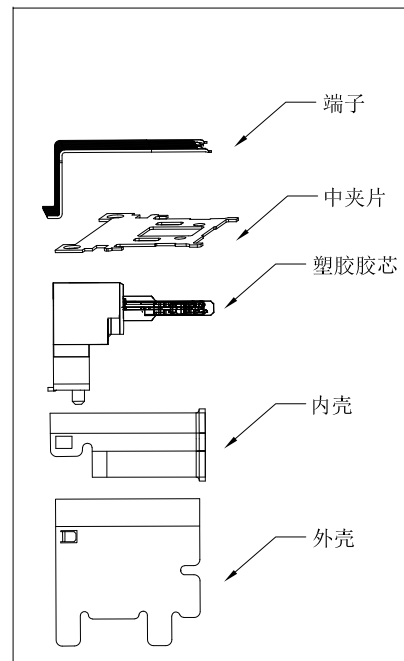
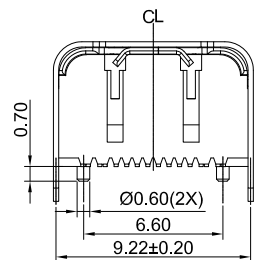


AFTER MATING



RECOMMENDED P.C.B. LAYOUT (T:0.80mm)  
TOLERANCE UNSPECIFIED ±0.05mm



**G-Switch USB-C Specification:**

1. Current Rating: 5.0A
2. Voltage: 100V AC
3. Temperature Range: -55 °C ~ 85 °C
4. Contact Resistance: 40 Megohms Max
5. Insulation Resistance: 100 Megohms Min
6. Insertion Force : 5N~20N
7. Unmating Force: 8N~20N
8. Durability: 10,000 Cycles

A1	A2	A3	A4	A5	A6	A7	A8	A9	A10	A11	A12
GND	TX1+	TX1-	VBUS	CC1	D+	D-	SBU1	VBUS	RX2-	RX2+	GND
GND	RX1+	RX1-	VBUS	SBU2	D-	D+	CC2	VBUS	TX2-	TX2+	GND
B12	B11	B10	B9	B8	B7	B6	B5	B4	B3	B2	B1
6	TOP SHELL					STAINLESS STEEL					
5	EMI PLATE					STAINLESS STEEL					
4	FRONT SHELL					STAINLESS STEEL					
3	MID PLATE					STAINLESS STEEL					
2	CONTACTS					COPPER ALLOY					
1	HOUSING					HIGH TEMPERATURE PLASTIC UL 94 V-0					
NO.	PARTS					MATERIAL					



**G-Switch Electronic (HongKong) CO.,Ltd.**

Unless otherwise specified, Tolerance:  
 X. ±0.30  
 X.x ±0.20  
 X.xx ±0.15  
 X.xxx ±0.10  
 Angles ±3°

DESIGN Yu Chen	DATE 2022.07.15	Molde code:	
CHECKED	DATE	GT-USB-7016B	
APPROVED	DATE		
http://www.dg-switch.com		REV.: X1	SCALE: 4:1
TEL:0769-82388879		UNIT: mm	
SIZE: A4	SHEET: 1/1		

