

Low Profile Mini Spring™ Inductors



- Only 2 mm tall
- High Q over a wide range of frequencies
- Low DCR and excellent current handling capability

Designer's Kit C394 contains 10 samples each 5% part
Designer's Kit C394-2 contains 10 samples each 2% part

Terminations RoHS compliant tin-silver over copper. Other terminations available at additional cost.

Weight 48 – 130 g

Ambient temperature –40°C to +125°C with Irms current

Maximum part temperature +140°C (ambient + temp rise).

Storage temperature Component: –40°C to +140°C.

Tape and reel packaging: –40°C to +80°C

Resistance to soldering heat Max three 40 second reflows at +260°C, parts cooled to room temperature between cycles

Temperature Coefficient of Inductance (TCL) +5 to +70 ppm/°C

Moisture Sensitivity Level (MSL) 1 (unlimited floor life at <30°C / 85% relative humidity)

Failures in Time (FIT) / Mean Time Between Failures (MTBF)

One per billion hours / one billion hours, calculated per Telcordia SR-332

Packaging 1000/7" reel; 3500/13" reel Plastic tape: 2 mm wide, 0.23 mm thick, 8 mm pocket spacing, 2.2 mm pocket depth

PCB washing Tested to MIL-STD-202 Method 215 plus an additional aqueous wash. See [Doc787_PCB_Washing.pdf](#).

Part number ¹	Turns	Inductance ² (nH)	Percent tol ³	Q ² min	SRF min ⁴ (GHz)	DCR max ⁵ (mOhm)	Irms ⁶ (A)	Wt (mg)
1508-5N5_L_	3	5.5	5,2	115	5.0	2.6	4.0	52
1508-9N0_L_	4	9.0	5,2	120	4.0	3.4	4.0	65
1508-13N_L_	5	13.0	5,2	100	3.0	3.9	4.0	78
2508-16N_L_	7	16.0	5,2	110	3.0	5.2	4.0	110
2508-18N_L_	8	18.0	5,2	110	2.9	6.0	4.0	118
2508-23N_L_	9	23.0	5,2	110	2.6	6.8	4.0	133
2508-27N_L_	10	27.0	5,2	110	2.3	7.9	4.0	147

1. Specify **tolerance, termination and packaging** codes:

2508-27NJLC

Tolerance: G = 2% J = 5%

Termination: L = RoHS compliant tin-silver (96.5/3.5) over copper.

Special order: T = RoHS tin-silver-copper

(95.5/4/0.5) or S = non-RoHS tin-lead (63/37).

Packaging: C = 7" machine-ready reel. EIA-481 embossed plastic tape (1000 parts per full reel).

B = Less than full reel. In tape, but not machine ready. To have a leader and trailer added (\$25 charge), use code letter C instead.

D = 13" machine-ready reel. EIA-481 embossed plastic tape. Factory order only, not stocked (3500 parts per full reel).

2. L and Q measured at 250 MHz, 0.1 Vrms, 0 A using an Agilent/HP 4291A impedance analyzer with an Agilent/HP 16193A test fixture.

3. Tolerances in bold are stocked for immediate shipment.

4. SRF measured using an Agilent/HP 8753 network analyzer and a Coilcraft SMD-D test fixture.

5. DCR measured using a micro-ohmmeter.

6. Current that causes a 15°C temperature rise from 25°C ambient. This information is for reference only and does not represent absolute maximum ratings.

7. Electrical specifications at 25°C.

Refer to Doc 362 "Soldering Surface Mount Components" before soldering.

S-Parameter files
ON OUR WEB SITE

SPICE models
ON OUR WEB SITE



www.coilcraft.com

US +1-847-639-6400 sales@coilcraft.com

UK +44-1236-730595 sales@coilcraft-europe.com

Taiwan +886-2-2264 3646 sales@coilcraft.com.tw

China +86-21-6218 8074 sales@coilcraft.com.cn

Singapore + 65-6484 8412 sales@coilcraft.com.sg

Document 404-1 Revised 10/13/15

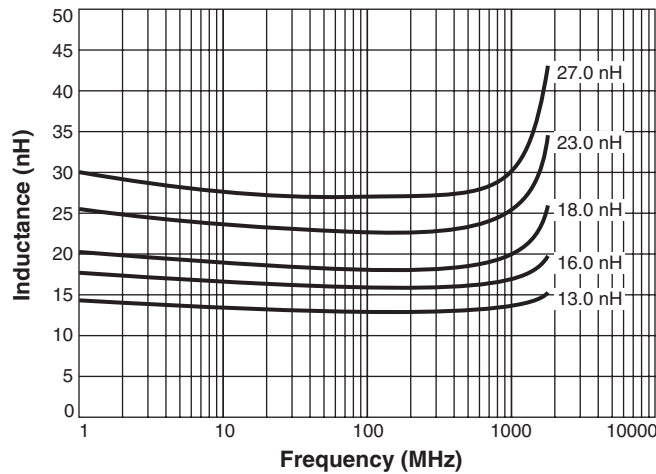
© Coilcraft Inc. 2017

This product may not be used in medical or high risk applications without prior Coilcraft approval. Specification subject to change without notice. Please check web site for latest information.

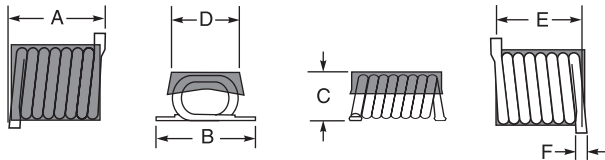
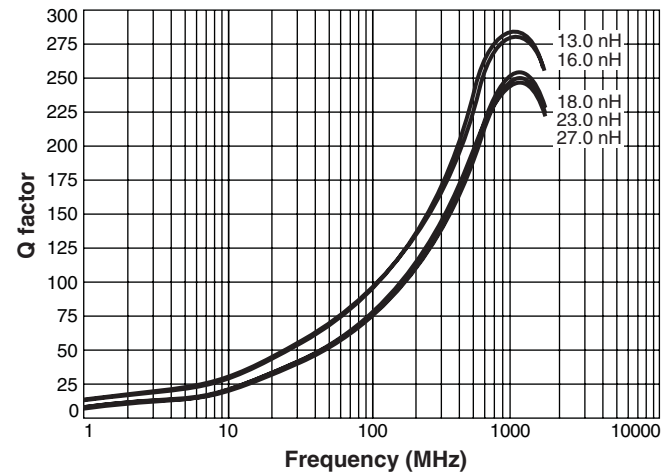


Low Profile Mini Spring™ Inductors

Typical L vs Frequency

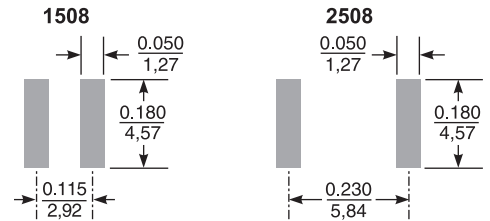


Typical Q vs Frequency

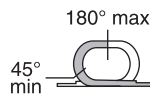


Size	A max	B max	C max	D	E	F max
1508	0.155 3,94	0.165 4,19	0.079 2,01	0.135 3,43	0.115 ±0.015 2,92 ±0,38	0.029 0,74
2508	0.270 6,86	0.165 4,19	0.079 2,01	0.135 3,43	0.230 ±0.015 5,84 ±0,38	0.029 0,74

Recommended Land Patterns



Strip Length



Dimensions are in inches/mm



US +1-847-639-6400 sales@coilcraft.com
UK +44-1236-730595 sales@coilcraft-europe.com
Taiwan +886-2-2264 3646 sales@coilcraft.com.tw
China +86-21-6218 8074 sales@coilcraft.com.cn
Singapore + 65-6484 8412 sales@coilcraft.com.sg

Document 404-2 Revised 10/13/15
 © Coilcraft Inc. 2017
 This product may not be used in medical or high risk applications without prior Coilcraft approval. Specification subject to change without notice. Please check web site for latest information.

Mouser Electronics

Authorized Distributor

Click to View Pricing, Inventory, Delivery & Lifecycle Information:

Coilcraft:

[1508-9N0JLC](#) [2508-16NJLC](#) [1508-5N5GLB](#) [1508-5N5GLC](#) [2508-27NJLC](#) [2508-23NGLC](#) [2508-27NGLB](#) [2508-16NGLB](#) [2508-18NJLB](#) [2508-23NJLB](#) [1508-13NGLC](#) [2508-27NJLB](#) [1508-13NJLC](#) [2508-23NGLB](#) [1508-5N5JLC](#) [1508-13NGLB](#) [1508-9N0JLB](#) [1508-9N0GLC](#) [1508-13NJLB](#) [2508-27NGLC](#) [2508-16NJLB](#) [2508-18NGLB](#) [1508-9N0GLB](#) [2508-16NGLC](#) [2508-23NJLC](#) [2508-18NGLC](#) [1508-5N5JLB](#) [2508-18NJLC](#)