

6

5

4

3

2

1

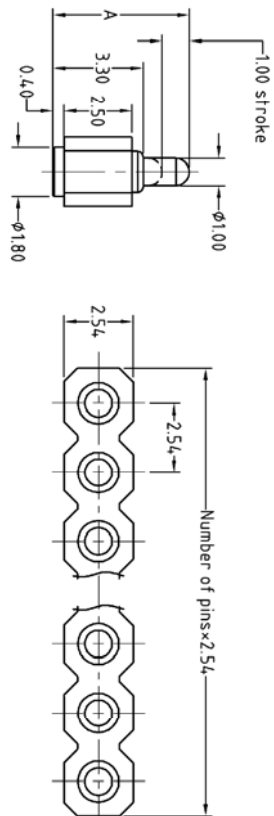
APPROVED: _____

DATE: _____

TITLE: _____

Rev	AWO #	Description	Date	Appr
-		RELEASED	3/30/16	
A		UPDATED SPEC.	6/20/16	HR/CK

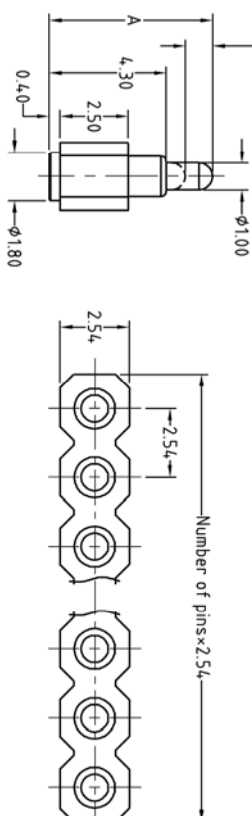
Positions: 01 thru 40



ADAM P/N	Initial Height
PH1-3B-XX-MWF-3345	4.5mm
PH1-3B-XX-MWF-3350	5.0mm

1.00 stroke

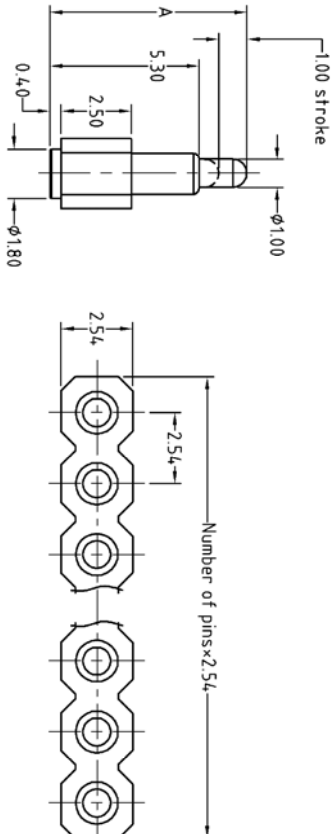
4.30mm Length



ADAM P/N	Initial Height
PH1-3B-XX-MWF-4355	5.5mm
PH1-3B-XX-MWF-4360	6.0mm

Positions: 01 thru 40

5.30mm Length



ADAM P/N	Initial Height
PH1-3B-XX-MWF-5365	6.5mm
PH1-3B-XX-MWF-5370	7.0mm
PH1-3B-XX-MWF-5375	7.5mm
PH1-3B-XX-MWF-5380	8.0mm

Positions: 01 thru 40

SPECIFICATIONS:

Material: Insulator: Black plastics, Color: Black, rated UL 94V-0
 Plunger: Brass, Gold plated
 Barrel: Brass, Gold plated
 Spring: SUS Surface treatment

Electrical:
 Voltage rating: 12 VDC max
 Current rating: 1A max (3.30mm), 3A max (4.30 & 5.30mm)
 Contact resistance: 20 mohms max

Mechanical:
 Spring force: 90g±20g @ 1.0mm working stroke (3.30mm)
 70g±20g @ 1.0mm working stroke (4.30 & 5.30mm)

Life test: 1,000,000 Cycles
 Temperature Rating:
 Operating temperature: -40°C to +80°C

Environmental:
 Lead free, RoHS compliant.



ADAM TECH

909 Rahway Avenue, Union, NJ 07083
 Phone: 908-687-5000 Fax: 908-687-5710

TITLE: CUSTOM LENGTH TUBE SINGLE ROW STRIPS
 2.50MM INSULATOR HEIGHT, SMT LOADED

UNLESS OTHERWISE SPECIFIED ALL DIMENSIONS ARE MILLIMETERS TOLERANCES: EXCEPT AS NOTED		APPROVALS		DATE	
.X	± .25	MM			
.XX	± .15				
.XXX	± .05	HOLE			
	ØXX				± .013
DRAWN	HR	3/30/16			
CHECKED	CK	3/30/16			
APPROVED					
SIZE	PART NO.	REV.			
X	PH1-3B-XX-MWF-XXXX	A			
REF:	S00700C	SCALE:	NIS	SHEET	1 OF 1

A

B

C

D

A

B

C

D

6

5

4

3

2

1