

5-104078-4 ✓ ACTIVE

AMPMODU | AMPMODU System 50


TE Internal #: 5-104078-4

PCB Mount Receptacle, Vertical, Board-to-Board, 30 Position, 1.27 mm [.05 in] Centerline, Gold, Through Hole - Solder, Signal, AMPMODU System 50

[View on TE.com >](#)



Connectors > PCB Connectors > PCB Headers & Receptacles



PCB Connector Assembly Type: **PCB Mount Receptacle**

PCB Mount Orientation: **Vertical**

Connector System: **Board-to-Board**

Number of Positions: **30**

Number of Rows: **2**

Features

Product Type Features

PCB Connector Assembly Type	PCB Mount Receptacle
Connector System	Board-to-Board
Sealable	No
Connector & Contact Terminates To	Printed Circuit Board

Configuration Features

PCB Mount Orientation	Vertical
Number of Positions	30
Number of Rows	2
Board-to-Board Configuration	Orthogonal, Parallel

Electrical Characteristics

Insulation Resistance	5000 M Ω
Operating Voltage	30 VAC

Body Features

Primary Product Color	Black
-----------------------	-------

Contact Features

Mating Square Post Dimension	.38 mm[.015 in]
PCB Contact Termination Area Plating Material Thickness	3.81 μ m[150 μ in]
Contact Layout	Matrix



PCB Contact Termination Area Plating Material	Tin
Contact Base Material	Copper Alloy
Contact Mating Area Plating Material	Gold
Contact Mating Area Plating Material Thickness	.03 μm [1.18 μin]
Contact Type	Receptacle
Contact Current Rating (Max)	3.6 A

Termination Features

Rectangular Termination Post & Tail Thickness	.4 mm[.016 in]
Rectangular Termination Post & Tail Width	.2 mm[.008 in]
Termination Post & Tail Length	2.54 mm[.1 in]
Termination Method to PCB	Through Hole - Solder

Mechanical Attachment

PCB Mount Retention Type	Hold-Down Post
Mating Alignment	With
Mating Alignment Type	Polarization
PCB Mount Retention	Without
PCB Mount Alignment	Without
Connector Mounting Type	Board Mount

Housing Features

Centerline (Pitch)	1.27 mm[.05 in]
Housing Material	Liquid Crystal Polymer (LCP)

Dimensions

Connector Length	20.17 mm[.794 in]
Connector Height	8.89 mm[.35 in]
Connector Width	5.03 mm[.198 in]
Row-to-Row Spacing	2.54 mm[.1 in]
Stack Height	11.43 mm[.45 in]
PCB Thickness (Recommended)	1.57 mm[.062 in]

Usage Conditions

Operating Temperature Range	-65 – 105 $^{\circ}\text{C}$ [-85 – 221 $^{\circ}\text{F}$]
-----------------------------	--

Operation/Application

Solder Process Feature	Board Standoff
------------------------	----------------



Circuit Application

Signal

Industry Standards

Compatible With Agency/Standards Products

UL

Compatible With Approved Standards Products

CSA LR7189, UL E28476

UL Flammability Rating

UL 94V-0

Packaging Features

Packaging Quantity

26

Packaging Method

Tube

Product Compliance

[For compliance documentation, visit the product page on TE.com>](#)

EU RoHS Directive 2011/65/EU

Compliant

EU ELV Directive 2000/53/EC

Compliant

China RoHS 2 Directive MIIT Order No 32, 2016

No Restricted Materials Above Threshold

EU REACH Regulation (EC) No. 1907/2006

Current ECHA Candidate List: JUNE 2024 (241)
Candidate List Declared Against: JUNE 2024 (241)
Does not contain REACH SVHC

Halogen Content

Low Halogen - Br, Cl, F, I < 900 ppm per homogenous material. Also BFR/CFR/PVC Free

Solder Process Capability

Wave solder capable to 260°C

Product Compliance Disclaimer

This information is provided based on reasonable inquiry of our suppliers and represents our current actual knowledge based on the information they provided. This information is subject to change. The part numbers that TE has identified as EU RoHS compliant have a maximum concentration of 0.1% by weight in homogenous materials for lead, hexavalent chromium, mercury, PBB, PBDE, DBP, BBP, DEHP, DIBP, and 0.01% for cadmium, or qualify for an exemption to these limits as defined in the Annexes of Directive 2011/65/EU (RoHS2). Finished electrical and electronic equipment products will be CE marked as required by Directive 2011/65/EU. Components may not be CE marked. Additionally, the part numbers that TE has identified as EU ELV compliant have a maximum concentration of 0.1% by weight in homogenous materials for lead, hexavalent chromium, and mercury, and 0.01% for cadmium, or qualify for an exemption to these limits as defined in the Annexes of Directive 2000/53/EC (ELV). Regarding the REACH Regulation, the information TE provides on SVHC in articles for this part number is based on the latest European Chemicals Agency (ECHA) 'Guidance on requirements for substances in articles' posted at this URL: <https://echa.europa.eu/guidance-documents/guidance-on-reach>

Compatible Parts




TE Part # 5-104068-3
30 SYSTEM 50 HDR DRST SHRD



TE Part # 5-104069-5
30 sys 50 hdr drra shrd sn



TE Part # 5-104549-5
30 SYS50 S/M HDR DRST SHRDSN



TE Part # 5-147377-3
30 SYS50 SMT HDR DR SHD SN



TE Part # 5-103916-9
30 sys 50 hdr drst unshrd sn



TE Part # 5-104477-3
30 SYSTEM 50 HDR DRRR SHRD SN



TE Part # 3-1825601-0
30 SYS50 SMT HDR DR SHD W/O CAP



TE Part # 5-104666-2
30 SYSTEM 50 HDR DRST SHRD SN



TE Part # 5-104864-4
30 SYSTEM 50 HDR DRST SHRD SN



TE Part # 6-104118-0
30 SYS 50 HDR DRRR UNSHRD SN

Also in the Series | **AMPMODU System 50**



PCB Headers & Receptacles(1007)

Customers Also Bought



TE Part #179228-3
CT CRIMP TYPE REC HSG




TE Part #5-103908-8
09 MTE HDR SRST LATCH W/HLDWN




TE Part #5-103414-5
07 MODII HDR SRST SHRD LF



TE Part #1-1879213-1
CPF 0402 33R2 0.1% 25PPM 1K RL



TE Part #5-102619-6
16 MODII HDR DRST SHRD .100CL



TE Part #316068-003
55A0121-22-0/9



TE Part #5-104078-2
40 SYSTEM 50 RCPT ASSY DRST SN



TE Part #1571987-2
A201J1AQ004=DBL POLE, ROCKER



TE Part #04-0980-0504

Documents

Product Drawings

[30 SYSTEM 50 RCPT ASSY DRST SN](#)

English

CAD Files

[3D PDF](#)

3D

Customer View Model

[ENG_CVM_CVM_5-104078-4_AA.2d_dxf.zip](#)

English

Customer View Model

[ENG_CVM_CVM_5-104078-4_AA.3d_igs.zip](#)

English

Customer View Model

[ENG_CVM_CVM_5-104078-4_AA.3d_stp.zip](#)

English

By downloading the CAD file I accept and agree to the [Terms and Conditions](#) of use.

Datasheets & Catalog Pages

[AMPMODU_INTERCONNECTION_SYSTEM_SECTION3AND4](#)

English

Product Specifications

[Application Specification](#)

English