

5552130-1 ✓ ACTIVE

CHAMP

TE Internal #: 5552130-1

Receptacle, Cable-to-Board, 50 Position, 2.16 mm [.085 in]

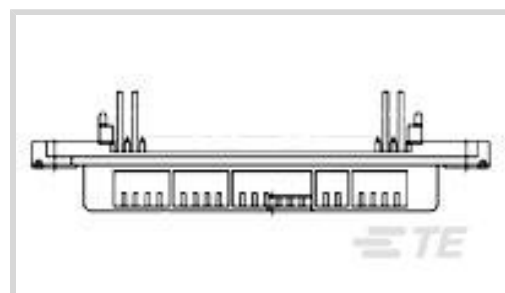
Centerline, 2 Row, Standard Profile, Vertical, Mating Retention, PCB

D-Sub Connectors

[View on TE.com >](#)



Connectors > D-Shaped Connectors > D-Sub Connectors > PCB D-Sub Connectors



Connector & Housing Type: **Receptacle**

Connector System: **Cable-to-Board**

Number of Positions: **50**

Centerline (Pitch): **2.16 mm [.085 in]**

Number of Rows: **2**

Features

Product Type Features

Connector & Housing Type	Receptacle
Connector System	Cable-to-Board
Connector & Contact Terminates To	Printed Circuit Board

Configuration Features

Number of Positions	50
Number of Rows	2
PCB Mount Orientation	Vertical

Body Features

Primary Product Color	Black
Connector Profile	Standard

Contact Features

Contact Options	Installed
	30 μin
Contact Mating Area Plating Material	Gold, Gold Flash
Contact Underplating Material	Palladium Nickel
PCB Contact Termination Area Plating Material	Tin
Contact Base Material	Phosphor Bronze

Termination Features



Rectangular Termination Post & Tail Thickness	.25 mm[.01 in]
Rectangular Termination Post & Tail Width	.5 mm[.019 in]
Termination Method to PCB	Surface Mount

Mechanical Attachment

Mounting Feature Material	Thermoplastic
	.191 in
PCB Mount Retention	Without
Mating Retention	With
Mating Retention Type	Bail Lock, Screwlocks
Connector Mounting Type	Board Mount

Housing Features

Housing Material	Polyester
Centerline (Pitch)	2.16 mm[.085 in]

Dimensions

PCB Thickness (Recommended)	1.57 mm[.062 in]
Row-to-Row Spacing	1.58 mm[.062 in]

Usage Conditions

Operating Temperature Range	-40 – 105 °C[-40 – 221 °F]
-----------------------------	----------------------------

Operation/Application

Shielded	No
Circuit Application	Signal

Industry Standards

UL Flammability Rating	UL 94V-0
------------------------	----------

Packaging Features

Packaging Quantity	60
Packaging Method	Tray

Product Compliance

[For compliance documentation, visit the product page on TE.com>](#)

EU RoHS Directive 2011/65/EU	Compliant
EU ELV Directive 2000/53/EC	Compliant
China RoHS 2 Directive MIIT Order No 32, 2016	No Restricted Materials Above Threshold



EU REACH Regulation (EC) No. 1907/2006

Current ECHA Candidate List: JUNE 2024 (241)

Candidate List Declared Against: JAN 2019 (197)

Does not contain REACH SVHC

Halogen Content

Low Halogen - Br, Cl, F, I < 900 ppm per homogenous material. Also BFR/CFR/PVC Free

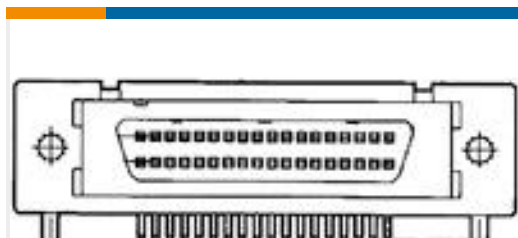
Solder Process Capability

Wave solder capable to 265°C

Product Compliance Disclaimer

This information is provided based on reasonable inquiry of our suppliers and represents our current actual knowledge based on the information they provided. This information is subject to change. The part numbers that TE has identified as EU RoHS compliant have a maximum concentration of 0.1% by weight in homogenous materials for lead, hexavalent chromium, mercury, PBB, PBDE, DBP, BBP, DEHP, DIBP, and 0.01% for cadmium, or qualify for an exemption to these limits as defined in the Annexes of Directive 2011/65/EU (RoHS2). Finished electrical and electronic equipment products will be CE marked as required by Directive 2011/65/EU. Components may not be CE marked. Additionally, the part numbers that TE has identified as EU ELV compliant have a maximum concentration of 0.1% by weight in homogenous materials for lead, hexavalent chromium, and mercury, and 0.01% for cadmium, or qualify for an exemption to these limits as defined in the Annexes of Directive 2000/53/EC (ELV). Regarding the REACH Regulation, the information TE provides on SVHC in articles for this part number is based on the latest European Chemicals Agency (ECHA) 'Guidance on requirements for substances in articles' posted at this URL: <https://echa.europa.eu/guidance-documents/guidance-on-reach>


Customers Also Bought



TE Part #2-5174225-5
AMPLIMITE 050-2B HOR 68P M2.5



TE Part #3-640443-3
03P MTA100 CONN ASSY GRN



TE Part #2-881545-2
AMP SHUNT LOW PROF



TE Part #205090-1
HD 20 SOCKET CONTACT



TE Part #881545-2
SHUNT LP W/HANDLE 2 POS 30AU



TE Part #1546414-4
ETHRNT RJ-45 BLKHD PASSTHRU12"

Documents

Product Drawings

RCPT ASSY, 50 POS, EDGE MOUNT

English



CAD Files

3D PDF

English

Customer View Model

[ENG_CVM_5552130-1_O.2d_dxf.zip](#)

English

Customer View Model

[ENG_CVM_5552130-1_O.3d_igs.zip](#)

English

Customer View Model

[ENG_CVM_5552130-1_O.3d_stp.zip](#)

English

By downloading the CAD file I accept and agree to the [Terms and Conditions](#) of use.

Product Specifications

Application Specification

English