

Automotive and Anti-Sulfuration Chip Resistor 0603



**RoHS
Compliant**

Description



The resistors are constructed in a high grade ceramic body (aluminium oxide). Internal metal electrodes are added at each end and connected by a resistive paste that is applied to the top surface of the substrate. The composition of the paste is adjusted to give the approximate resistance required and the value is trimmed to within tolerance by laser cutting of this resistive layer

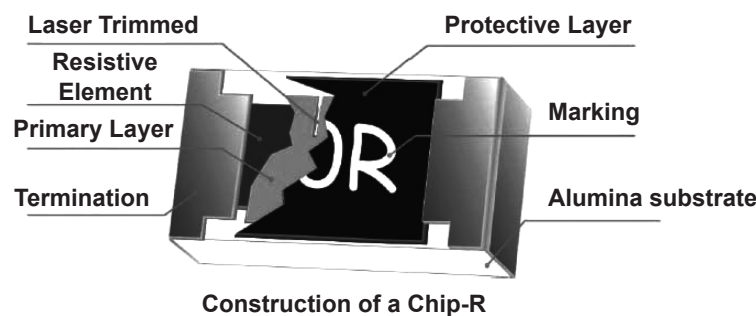
Features:

- High reliability and stability $\pm 1\%$
- Sulfuration resistant 1,000ppm
- Automotive grade AEC Q-200 compliant
- 100% CCD inspection
- Lead-free

Applications:

- Automotive application
- Consumer electrical equipment
- EDP, computer application
- Telecom application

The resistive layer is covered with a protective coat. Finally, the two external end terminations are added. For ease of soldering the outer layer of these end terminations is a Tin (lead free) alloy



Quick Reference Data

Item	General Specification	
Series no.	MCSR06	
Size code	0603	
Resistance range	1 Ω to 10M Ω ($\pm 5\%$ tolerance), Jumper 1 Ω to 10M Ω ($\pm 1\%$ tolerance)	
Resistance tolerance	$\pm 1\%$ E96 / E24	$\pm 5\%$ E24
TCR (ppm/ $^{\circ}$ C) R > 1M Ω 10 Ω < R \leq 1M Ω R \leq 10 Ω	$\leq +200$ $\leq +100$ -200 to +400	
Maximum dissipation at T _{amb} = 70 $^{\circ}$ C	1/10W	
Maximum operation voltage (DC or RMS)	75V	
Maximum overload voltage (DC or RMS)	150V	
Climatic category (IEC 60068)	55/155/56	

www.element14.com
www.farnell.com
www.newark.com



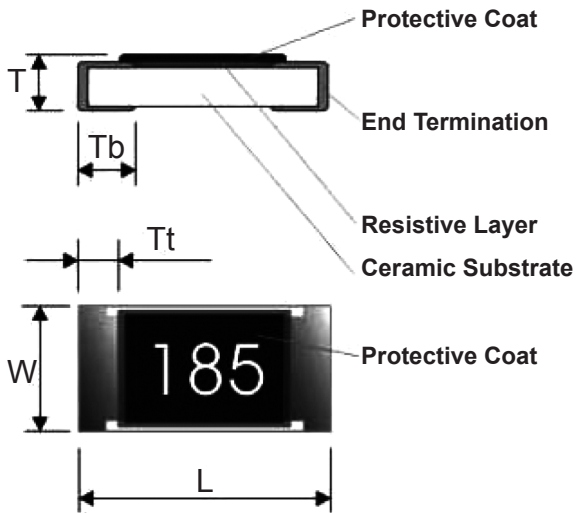
Automotive and Anti-Sulfuration Chip Resistor 0603



Note:

1. This is the maximum voltage that may be continuously supplied to the resistor element, see “IEC publication 60115-8”
2. Maximum operation voltage : So called RCWV (rated continuous working voltage) is determined by

$$RCWV = \sqrt{\text{Rated Power} \times \text{Resistance Value or maximum RCWV listed above, whichever is lower}}$$
3. The resistance of jumper is defined $< 0.05\Omega$

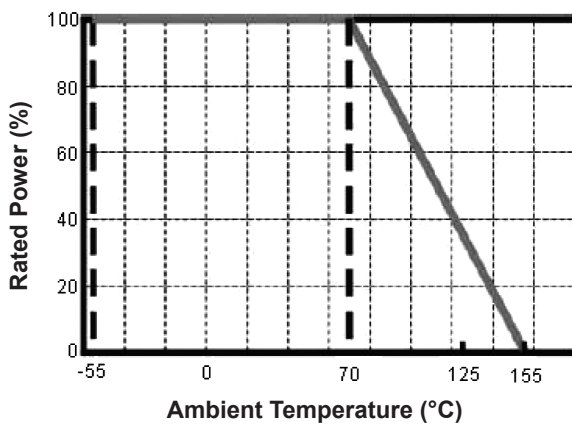


Dimensions (mm)

MCSR06 (0603)	L	W	T	Tb	Tt
	1.6 ±0.1	0.8 ±0.1	0.45 ±0.15	0.3 ±0.15	0.3 ±0.1

Derating

The power that the resistor can dissipate depends on the operating temperature



Max. dissipation in percentage of rated power as a function of the ambient temperature



Marking

Size \ No. of Digit of Code \ Tolerance	±5%	±1%
MCSR06 (0603)	3-digits marking	3-digits marking

3-digits marking (±5% : 0603)

Each resistor is marked with a three digits code on the protective coating to designate the nominal resistance value

3-Digits Marking (1% : 0603)

Nominal Resistance				Description											
1. E-24 series				As 0603 WR06X ±5%											
2. E-96 series				The 1st two digit codes are referring to the CODE on the table, the 3rd code is the index of resistance value: Y = 10 ⁻² , X = 10 ⁻¹ , A = 10 ⁰ , B = 10 ¹ , C = 10 ² , D = 10 ³ , E = 10 ⁴ , F = 10 ⁵ EX : 17.8Ω = 25 X, 178Ω = 25 A, 1K78 = 25 B 17K8 = 25 C, 178 K = 25 D, 1M78 = 25 E											
3. Remark				There is no marking for the items are not under E-24 and E-96 series											
Code	R_value	Code	R_value	Code	R_value	Code	R_value	Code	R_value	Code	R_value	Code	R_value	Code	R_value
1	100	13	133	25	178	37	237	49	316	61	422	73	562	85	750
2	102	14	137	26	182	38	243	50	324	62	432	74	576	86	768
3	105	15	140	27	187	39	249	51	332	63	442	75	590	87	787
4	107	16	143	28	191	40	255	52	340	64	453	76	604	88	806
5	110	17	147	29	196	41	261	53	348	65	464	77	619	89	825
6	113	18	150	30	200	42	267	54	357	66	475	78	634	90	845
7	115	19	154	31	205	43	274	55	365	67	487	79	649	91	866
8	118	20	158	32	210	44	280	56	374	68	499	80	665	92	887
9	121	21	162	33	215	45	287	57	383	69	511	81	681	93	909
10	124	22	165	34	221	46	294	58	392	70	523	82	698	94	931
11	127	23	169	35	226	47	301	59	402	71	536	83	715	95	953
12	130	24	174	36	232	48	309	60	412	72	549	84	732	96	976

Example

Resistance	10Ω	12Ω	100Ω	6,800Ω	47,000Ω
3-digits marking (0603 ±5%)	100	120	101	682	473

Functional Description

Product characterization

Standard values of nominal resistance are taken from the E24 series for resistors with a tolerance of ±5%, and E24+E96 series for resistors with a tolerance of ±1%. The values of the E24 / E96 series are in accordance with "IEC publication 60063"

Mounting:

Due to their rectangular shapes and small tolerances, surface mountable resistors are suitable for handling by automatic placement systems

Chip placement can be on ceramic substrates and printed-circuit boards (PCBs)

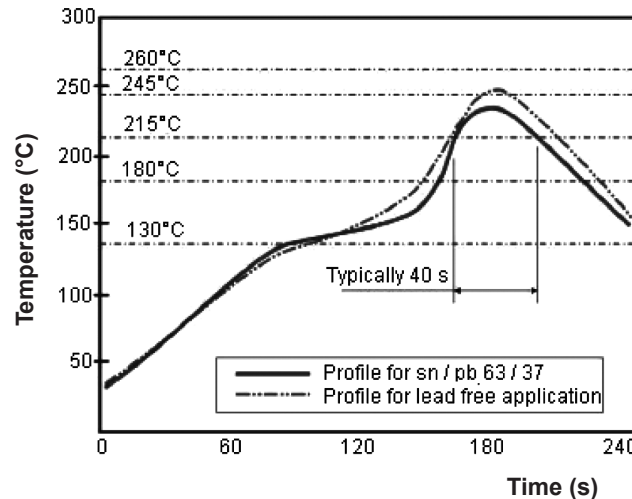
Electrical connection to the circuit is by individual soldering condition

The end terminations guarantee a reliable contact

Soldering Condition

The robust construction of chip resistors allows them to be completely immersed in a solder bath of 260°C for 10 seconds. Therefore, it is possible to mount surface mount resistors on one side of a PCB and other discrete components on the reverse (mixed PCBs)

Surface mount resistors are tested for solderability at 235°C during 2 seconds. The test condition for no leaching is 260°C for 30 seconds. Typical examples of soldering processes that provide reliable joints without any damage are given in below.



Infrared soldering profile for Chip Resistors

Test and Requirements

Essentially all tests are carried out according to the schedule of IEC publication 115-8, category LCT/UCT/56 (rated temperature range : Lower Category Temperature, Upper Category Temperature; damp heat, long term, 56 days). The testing also meets the requirements specified by EIA, EIAJ and JIS

The tests are carried out in accordance with IEC publication 68, "Recommended basic climatic and mechanical robustness testing procedure for electronic components" and under standard atmospheric conditions according to IEC 60068-1, sub-clause 5.3. Unless otherwise specified, the following value supplied :

Temperature : 15°C to 35°C

Relative humidity : 45% to 75%

Air pressure : 86kPa to 106kPa (860 mbar to 1,060 mbar)

All soldering tests are performed with mildly activated flux

Test and Requirements

Test	Procedure / Test Method	Requirement	
		Resistance $\pm 5\%$, $\pm 1\%$	0 Ω
Electrical Characteristics JISC5201-1: 1998 Clause 4.8	- DC resistance values measurement - Temperature Coefficient of Resistance (T.C.R) Natural resistance change per change in degree centigrade $\frac{R2 - R1}{R1 (t2 - t1)} \times 10^6 \text{ (ppm/}^\circ\text{C)}$ t1 : 20°C +5°C -1°C R1 : Resistance at reference temperature R2 : Resistance at test temperature	Within the specified tolerance Refer to "Quick Reference Data"	
Resistance to soldering heat (R.S.H) MIL-STD-202 method 210	Un-mounted chips completely immersed for 10 ± 1 second in a SAC solder bath at 270°C $\pm 5^\circ\text{C}$	$\Delta R/R$ Max. $\pm (0.5\%+0.05\Omega)$ No visible damage	< 50m Ω
Solderability J-STD-002	a) Bake the sample for 155°C dwell time 4 hours / solder dipping 235°C / 5 s b) Steam the sample dwell time 1 hour/ solder dipping 215°C/ 5 s c) Steam the sample dwell time 1 hour/ solder dipping 260°C / 7 s	95% coverage minimum, good tinning No visible damage	
Temperature cycling JESD22 method JA-104	1,000 cycles, -55°C to +155°C, dwell time 5 to 10mins	$\Delta R/R$ Max. $\pm (0.5\%+0.05\Omega)$ No visible damage	< 50m Ω
Moisture Resistance MIL-STD-202 method 106	65 $\pm 2^\circ\text{C}$, 80 to 100% RH, 10 cycles, 24 hours / cycle	$\Delta R/R$ Max. $\pm (0.5\%+0.05\Omega)$ No visible damage	< 50m Ω
Bias Humidity MIL-STD-202 method 103	1,000 +48/-0 hours; 85°C, 85% RH, 10% of operation Power	$\Delta R/R$ Max. $\pm (1\%+0.05\Omega)$ No visible damage	< 50m Ω
Operational Life MIL-STD-202 method 108	1,000 +48/-0 hours; 35% of operation power, 125 $\pm 2^\circ\text{C}$	$\Delta R/R$ Max. $\pm (1\%+0.05 \Omega)$ No visible damage	< 50m Ω
High Temperature Exposure MIL-STD-202 method 108	1,000+48/-0 hours; without load in a temperature chamber controlled 155 $\pm 3^\circ\text{C}$	$\Delta R/R$ Max. $\pm (1\%+0.05 \Omega)$ No visible damage	< 50m Ω
Mechanical Shock MIL-STD-202 method 213	1/2 sine pulse / 1,500 g peak / Velocity 15.4 ft/s	Within the specified tolerance No visible damage	< 50m Ω
Board Flex AEC-Q200-005	Resistors mounted on a 90 mm glass epoxy resin PCB(FR4), bending once 2 mm for 10 s	$\Delta R/R$ Max. $\pm (1\%+0.05 \Omega)$ No visible damage	< 50m Ω
Terminal strength AEC-Q200-006	Pressurizing force: 1 Kg, Test time: 60 ± 1 s	No remarkable damage or removal of the terminations	
Vibration MIL-STD-202 method 204	Test 5 g's for 20 minimum, 12 cycles each of 3 orientations	$\Delta R/R$ Max. $\pm (1\%+0.05 \Omega)$ No visible damage	< 50m Ω
Thermal shock MIL-STD-202 method 107	Test -55 to 155 / dwell time 15 minimum / maximum transfer time 20 seconds 300 cycles	$\Delta R/R$ Max. $\pm (0.5\%+0.05 \Omega)$ No visible damage	< 50m Ω
ESD AEC-Q200-002	Test contact 1 KV (0.5 KV for 0402 only)	$\Delta R/R$ Max. $\pm (1\%+0.05 \Omega)$ No visible damage	< 50m Ω

Automotive and Anti-Sulfuration Chip Resistor 0603



Test Condition for Jumper (0Ω)

Item	MCSR06 (0603)
Power rating at +70°C	1/10 W
Resistance	Max. 50mΩ
Rated current	1A
Peak current	3A
Operating temperature	-55°C to +155°C

MCMR06 (0603):

1. Reeled tape packaging : 8 mm width paper taping 5,000 pieces per 7" reel, 10 k pieces per 10" reel, 20 k pieces per 13" reel
2. Bulk packaging : 5,000 pieces per poly-bag

Part Number Table

Description	Part Number
Resistor, 0603, 1R, 1%, Anti Sulfur	MCSR06W1R00FTL
Resistor, 0603, 2R, 1%, Anti Sulfur	MCSR06W2R00FTL
Resistor, 0603, 4R7, 1%, Anti Sulfur	MCSR06W4R70FTL
Resistor, 0603, 0R, Anti Sulfuration	MCSR06X000 PTL
Resistor, 10R, 0603, 5%, Anti Sulfur	MCSR06X100 JTL
Resistor, 0603, 100R, 1%, Anti Sulfur	MCSR06X1000FTL
Resistor, 0603, 1K, 1%, Anti Sulfur	MCSR06X1001FTL
Resistor, 0603, 10K, 1%, Anti Sulfur	MCSR06X1002FTL
Resistor, 0603, 100K, 1%, Anti Sulfur	MCSR06X1003FTL
Resistor, 0603, 1M, 1%, Anti Sulfur	MCSR06X1004FTL
Resistor, 10K, 0603, 5%, Anti Sulfur	MCSR06X103 JTL
Resistor, 1M, 0603, 5%, Anti Sulfur	MCSR06X105 JTL
Resistor, 0603, 10R, 1%, Anti Sulfur	MCSR06X10R0FTL
Resistor, 0603, 110R, 1%, Anti Sulfur	MCSR06X1100FTL
Resistor, 0603, 1K1, 1%, Anti Sulfur	MCSR06X1101FTL
Resistor, 0603, 11K, 1%, Anti Sulfur	MCSR06X1102FTL
Resistor, 0603, 110K, 1%, Anti Sulfur	MCSR06X1103FTL
Resistor, 0603, 11R, 1%, Anti Sulfur	MCSR06X11R0FTL
Resistor, 0603, 120R, 1%, Anti Sulfur	MCSR06X1200FTL
Resistor, 0603, 1K2, 1%, Anti Sulfur	MCSR06X1201FTL
Resistor, 0603, 12K, 1%, Anti Sulfur	MCSR06X1202FTL
Resistor, 0603, 120K, 1%, Anti Sulfur	MCSR06X1203FTL
Resistor, 0603, 127K, 1%, Anti Sulfur	MCSR06X1273FTL

Automotive and Anti-Sulfuration Chip Resistor 0603



Description	Part Number
Resistor, 0603, 12R, 1%, Anti Sulfur	MCSR06X12R0FTL
Resistor, 0603, 130R, 1%, Anti Sulfur	MCSR06X1300FTL
Resistor, 0603, 1K3, 1%, Anti Sulfur	MCSR06X1301FTL
Resistor, 0603, 13K, 1%, Anti Sulfur	MCSR06X1302FTL
Resistor, 0603, 130K, 1%, Anti Sulfur	MCSR06X1303FTL
Resistor, 0603, 13R, 1%, Anti Sulfur	MCSR06X13R0FTL
Resistor, 0603, 150R, 1%, Anti Sulfur	MCSR06X1500FTL
Resistor, 0603, 1K5, 1%, Anti Sulfur	MCSR06X1501FTL
Resistor, 0603, 15K, 1%, Anti Sulfur	MCSR06X1502FTL
Resistor, 0603, 150K, 1%, Anti Sulfur	MCSR06X1503FTL
Resistor, 0603, 15R, 1%, Anti Sulfur	MCSR06X15R0FTL
Resistor, 0603, 160R, 1%, Anti Sulfur	MCSR06X1600FTL
Resistor, 0603, 1K6, 1%, Anti Sulfur	MCSR06X1601FTL
Resistor, 0603, 16K, 1%, Anti Sulfur	MCSR06X1602FTL
Resistor, 0603, 160K, 1%, Anti Sulfur	MCSR06X1603FTL
Resistor, 0603, 16R, 1%, Anti Sulfur	MCSR06X16R0FTL
Resistor, 0603, 180R, 1%, Anti Sulfur	MCSR06X1800FTL
Resistor, 0603, 1K8, 1%, Anti Sulfur	MCSR06X1801FTL
Resistor, 0603, 18K, 1%, Anti Sulfur	MCSR06X1802FTL
Resistor, 0603, 180K, 1%, Anti Sulfur	MCSR06X1803FTL
Resistor, 0603, 18R, 1%, Anti Sulfur	MCSR06X18R0FTL
Resistor, 0603, 200R, 1%, Anti Sulfur	MCSR06X2000FTL
Resistor, 0603, 2K, 1%, Anti Sulfur	MCSR06X2001FTL
Resistor, 0603, 20K, 1%, Anti Sulfur	MCSR06X2002FTL
Resistor, 0603, 200K, 1%, Anti Sulfur	MCSR06X2003FTL
Resistor, 20K, 0603, 5%, Anti Sulfur	MCSR06X203 JTL
Resistor, 0603, 20R, 1%, Anti Sulfur	MCSR06X20R0FTL
Resistor, 0603, 220R, 1%, Anti Sulfur	MCSR06X2200FTL
Resistor, 0603, 2K2, 1%, Anti Sulfur	MCSR06X2201FTL
Resistor, 0603, 22K, 1%, Anti Sulfur	MCSR06X2202FTL
Resistor, 0603, 220K, 1%, Anti Sulfur	MCSR06X2203FTL
Resistor, 0603, 22R, 1%, Anti Sulfur	MCSR06X22R0FTL
Resistor, 0603, 240R, 1%, Anti Sulfur	MCSR06X2400FTL
Resistor, 0603, 2K4, 1%, Anti Sulfur	MCSR06X2401FTL
Resistor, 0603, 24K, 1%, Anti Sulfur	MCSR06X2402FTL
Resistor, 0603, 240K, 1%, Anti Sulfur	MCSR06X2403FTL
Resistor, 0603, 24R, 1%, Anti Sulfur	MCSR06X24R0FTL

Automotive and Anti-Sulfuration Chip Resistor 0603



Description	Part Number
Resistor, 0603, 270R, 1%, Anti Sulfur	MCSR06X2700FTL
Resistor, 0603, 2K7, 1%, Anti Sulfur	MCSR06X2701FTL
Resistor, 0603, 27K, 1%, Anti Sulfur	MCSR06X2702FTL
Resistor, 0603, 270K, 1%, Anti Sulfur	MCSR06X2703FTL
Resistor, 0603, 27R, 1%, Anti Sulfur	MCSR06X27R0FTL
Resistor, 0603, 2K94, 1%, Anti Sulfur	MCSR06X2941FTL
Resistor, 0603, 300R, 1%, Anti Sulfur	MCSR06X3000FTL
Resistor, 0603, 3K, 1%, Anti Sulfur	MCSR06X3001FTL
Resistor, 0603, 30K, 1%, Anti Sulfur	MCSR06X3002FTL
Resistor, 0603, 300K, 1%, Anti Sulfur	MCSR06X3003FTL
Resistor, 0603, 3K01, 1%, Anti Sulfur	MCSR06X3011FTL
Resistor, 0603, 30K1, 1%, Anti Sulfur	MCSR06X3012FTL
Resistor, 0603, 30R, 1%, Anti Sulfur	MCSR06X30R0FTL
Resistor, 0603, 330R, 1%, Anti Sulfur	MCSR06X3300FTL
Resistor, 0603, 3K3, 1%, Anti Sulfur	MCSR06X3301FTL
Resistor, 0603, 33K, 1%, Anti Sulfur	MCSR06X3302FTL
Resistor, 0603, 330K, 1%, Anti Sulfur	MCSR06X3303FTL
Resistor, 0603, 332R, 1%, Anti Sulfur	MCSR06X3320FTL
Resistor, 0603, 33R, 1%, Anti Sulfur	MCSR06X33R0FTL
Resistor, 0603, 3K4, 1%, Anti Sulfur	MCSR06X3401FTL
Resistor, 0603, 360R, 1%, Anti Sulfur	MCSR06X3600FTL
Resistor, 0603, 3K6, 1%, Anti Sulfur	MCSR06X3601FTL
Resistor, 0603, 36K, 1%, Anti Sulfur	MCSR06X3602FTL
Resistor, 0603, 360K, 1%, Anti Sulfur	MCSR06X3603FTL
Resistor, 0603, 36R, 1%, Anti Sulfur	MCSR06X36R0FTL
Resistor, 0603, 390R, 1%, Anti Sulfur	MCSR06X3900FTL
Resistor, 0603, 3K9, 1%, Anti Sulfur	MCSR06X3901FTL
Resistor, 0603, 39K, 1%, Anti Sulfur	MCSR06X3902FTL
Resistor, 0603, 390K, 1%, Anti Sulfur	MCSR06X3903FTL
Resistor, 0603, 39R, 1%, Anti Sulfur	MCSR06X39R0FTL
Resistor, 0603, 430R, 1%, Anti Sulfur	MCSR06X4300FTL
Resistor, 0603, 4K3, 1%, Anti Sulfur	MCSR06X4301FTL
Resistor, 0603, 43K, 1%, Anti Sulfur	MCSR06X4302FTL
Resistor, 0603, 430K, 1%, Anti Sulfur	MCSR06X4303FTL
Resistor, 0603, 4K32, 1%, Anti Sulfur	MCSR06X4321FTL
Resistor, 0603, 43R, 1%, Anti Sulfur	MCSR06X43R0FTL
Resistor, 0603, 470R, 1%, Anti Sulfur	MCSR06X4700FTL

Automotive and Anti-Sulfuration Chip Resistor 0603



Description	Part Number
Resistor, 0603, 4K7, 1%, Anti Sulfur	MCSR06X4701FTL
Resistor, 0603, 47K, 1%, Anti Sulfur	MCSR06X4702FTL
Resistor, 0603, 470K, 1%, Anti Sulfur	MCSR06X4703FTL
Resistor, 0603, 47R, 1%, Anti Sulfur	MCSR06X47R0FTL
Resistor, 0603, 4K99, 1%, Anti Sulfur	MCSR06X4991FTL
Resistor, 0603, 499K, 1%, Anti Sulfur	MCSR06X4993FTL
Resistor, 0603, 49R9, 1%, Anti Sulfur	MCSR06X49R9FTL
Resistor, 0603, 510R, 1%, Anti Sulfur	MCSR06X5100FTL
Resistor, 0603, 5K1, 1%, Anti Sulfur	MCSR06X5101FTL
Resistor, 0603, 51K, 1%, Anti Sulfur	MCSR06X5102FTL
Resistor, 0603, 510K, 1%, Anti Sulfur	MCSR06X5103FTL
Resistor, 0603, 5K11, 1%, Anti Sulfur	MCSR06X5111FTL
Resistor, 0603, 51R, 1%, Anti Sulfur	MCSR06X51R0FTL
Resistor, 0603, 560R, 1%, Anti Sulfur	MCSR06X5600FTL
Resistor, 0603, 5K6, 1%, Anti Sulfur	MCSR06X5601FTL
Resistor, 0603, 56K, 1%, Anti Sulfur	MCSR06X5602FTL
Resistor, 0603, 560K, 1%, Anti Sulfur	MCSR06X5603FTL
Resistor, 0603, 56R, 1%, Anti Sulfur	MCSR06X56R0FTL
Resistor, 0603, 6K19, 1%, Anti Sulfur	MCSR06X6191FTL
Resistor, 0603, 620R, 1%, Anti Sulfur	MCSR06X6200FTL
Resistor, 0603, 6K2, 1%, Anti Sulfur	MCSR06X6201FTL
Resistor, 0603, 62K, 1%, Anti Sulfur	MCSR06X6202FTL
Resistor, 0603, 620K, 1%, Anti Sulfur	MCSR06X6203FTL
Resistor, 62K, 0603, 5%, Anti Sulfur	MCSR06X623 JTL
Resistor, 0603, 62R, 1%, Anti Sulfur	MCSR06X62R0FTL
Resistor, 0603, 680R, 1%, Anti Sulfur	MCSR06X6800FTL
Resistor, 0603, 6K8, 1%, Anti Sulfur	MCSR06X6801FTL
Resistor, 0603, 68K, 1%, Anti Sulfur	MCSR06X6802FTL
Resistor, 0603, 680K, 1%, Anti Sulfur	MCSR06X6803FTL
Resistor, 0603, 681R, 1%, Anti Sulfur	MCSR06X6810FTL
Resistor, Anti Sulfur, 6K8, 0603, 5%	MCSR06X682 JTL
Resistor, 0603, 68R, 1%, Anti Sulfur	MCSR06X68R0FTL
Resistor, 0603, 750R, 1%, Anti Sulfur	MCSR06X7500FTL
Resistor, 0603, 7K5, 1%, Anti Sulfur	MCSR06X7501FTL
Resistor, 0603, 75K, 1%, Anti Sulfur	MCSR06X7502FTL
Resistor, 0603, 750K, 1%, Anti Sulfur	MCSR06X7503FTL
Resistor, 0603, 75R, 1%, Anti Sulfur	MCSR06X75R0FTL

Automotive and Anti-Sulfuration Chip Resistor 0603



Description	Part Number
Resistor, 0603, 820R, 1%, Anti Sulfur	MCSR06X8200FTL
Resistor, 0603, 8K2, 1%, Anti Sulfur	MCSR06X8201FTL
Resistor, 0603, 82K, 1%, Anti Sulfur	MCSR06X8202FTL
Resistor, 0603, 820K, 1%, Anti Sulfur	MCSR06X8203FTL
Resistor, 0603, 8K25, 1%, Anti Sulfur	MCSR06X8251FTL
Resistor, 0603, 82R, 1%, Anti Sulfur	MCSR06X82R0FTL
Resistor, 0603, 910R, 1%, Anti Sulfur	MCSR06X9100FTL
Resistor, 0603, 9K1, 1%, Anti Sulfur	MCSR06X9101FTL
Resistor, 0603, 91K, 1%, Anti Sulfur	MCSR06X9102FTL
Resistor, 0603, 910K, 1%, Anti Sulfur	MCSR06X9103FTL
Resistor, 0603, 91R, 1%, Anti Sulfur	MCSR06X91R0FTL

Important Notice : This data sheet and its contents (the "Information") belong to the members of the Premier Farnell group of companies (the "Group") or are licensed to it. No licence is granted for the use of it other than for information purposes in connection with the products to which it relates. No licence of any intellectual property rights is granted. The Information is subject to change without notice and replaces all data sheets previously supplied. The Information supplied is believed to be accurate but the Group assumes no responsibility for its accuracy or completeness, any error in or omission from it or for any use made of it. Users of this data sheet should check for themselves the Information and the suitability of the products for their purpose and not make any assumptions based on information included or omitted. Liability for loss or damage resulting from any reliance on the Information or use of it (including liability resulting from negligence or where the Group was aware of the possibility of such loss or damage arising) is excluded. This will not operate to limit or restrict the Group's liability for death or personal injury resulting from its negligence. Multicomp is the registered trademark of the Group. © Premier Farnell plc 2012.

www.element14.com
www.farnell.com
www.newark.com

