

2-1415899-5 ✓ ACTIVE

SCHRACK | SCHRACK Power PCB Relay RZ

TE Internal #: 2-1415899-5

General Purpose Power Relay, Monostable, .4 W Coil, 360 ohm Coil Resistance, UL Coil Insulation Class F, SCHRACK Power PCB Relay RZ, Power Relays

[View on TE.com >](#)



Relays & Contactors > Relays > Power Relays > PCB Power Relay: 12-16 Amp, Monostable



Relay Type: **General Purpose Power Relay**

Coil Magnetic System: **Monostable**

Coil Power Rating DC: **.4 W**

Coil Resistance: **360 Ω**

Coil Special Features: **UL Coil Insulation Class F**

[All PCB Power Relay: 12-16 Amp, Monostable \(78\)](#)

Features

Product Type Features

Relay Type	General Purpose Power Relay
------------	-----------------------------

Configuration Features

Coil Special Features	UL Coil Insulation Class F
Contact Arrangement	1 Form C SPDT-CO
Contact Number of Poles	1

Electrical Characteristics

Insulation Initial Dielectric Between Open Contacts	1000 Vrms
Contact Limiting Making Current	30 A
Contact Limiting Short-Time Current	16 A
Contact Limiting Continuous Current	16 A
Insulation Initial Dielectric Between Contacts & Coil	5000 Vrms
Contact Limiting Breaking Current	16 A
Coil Power Rating DC	.4 W
Coil Resistance	360 Ω
Coil Voltage Rating	12 VDC
Contact Current Rating	16 A
Contact Switching Voltage (Max)	400 VAC



Contact Voltage Rating	250 VAC
------------------------	---------

Body Features

Product Weight	10 g[.353 oz]
----------------	---------------

Contact Features

Contact Material	AgNi90/10
------------------	-----------

Termination Features

Relay Connection Type	PCB Termination
-----------------------	-----------------

Terminal Configuration	Solder Pins
------------------------	-------------

Mechanical Attachment

Product Mount Type	Printed Circuit Board
--------------------	-----------------------

Dimensions

Insulation Clearance Between Contact & Coil	10 mm[.394 in]
---	----------------

Insulation Creepage Between Contact & Coil	10 mm[.394 in]
--	----------------

Product Width	12.7 mm[.5 in]
---------------	----------------

Product Length	29 mm[1.14 in]
----------------	----------------

Product Height	15.7 mm[.618 in]
----------------	------------------

Usage Conditions

Environmental Category of Protection	RTII
--------------------------------------	------

Environmental Ambient Temperature (Max)	105 °C[221 °F]
---	----------------

Operation/Application

Current Type	DC
--------------	----

Solder Process	Wave Solder
----------------	-------------

Coil Magnetic System	Monostable
----------------------	------------

Packaging Features

Packaging Method	Carton, Tube
------------------	--------------

Other

Length Class (Mechanical)	25 – 30 mm
---------------------------	------------

Height Class (Mechanical)	15 – 16 mm
---------------------------	------------

Coil Power Rating Class	.3 – .4 W
-------------------------	-----------

Width Class (Mechanical)	12 – 16 mm
--------------------------	------------

Contact Current Class	16 A
-----------------------	------



Product Compliance

[For compliance documentation, visit the product page on TE.com>](#)

EU RoHS Directive 2011/65/EU	Compliant
EU ELV Directive 2000/53/EC	Compliant
China RoHS 2 Directive MIIT Order No 32, 2016	No Restricted Materials Above Threshold
EU REACH Regulation (EC) No. 1907/2006	Current ECHA Candidate List: JUNE 2024 (241) Candidate List Declared Against: JUNE 2024 (241) Does not contain REACH SVHC
Halogen Content	Not Low Halogen - contains Br or Cl > 900 ppm.
Solder Process Capability	Wave solder capable to 265°C

Product Compliance Disclaimer

This information is provided based on reasonable inquiry of our suppliers and represents our current actual knowledge based on the information they provided. This information is subject to change. The part numbers that TE has identified as EU RoHS compliant have a maximum concentration of 0.1% by weight in homogenous materials for lead, hexavalent chromium, mercury, PBB, PBDE, DBP, BBP, DEHP, DIBP, and 0.01% for cadmium, or qualify for an exemption to these limits as defined in the Annexes of Directive 2011/65/EU (RoHS2). Finished electrical and electronic equipment products will be CE marked as required by Directive 2011/65/EU. Components may not be CE marked. Additionally, the part numbers that TE has identified as EU ELV compliant have a maximum concentration of 0.1% by weight in homogenous materials for lead, hexavalent chromium, and mercury, and 0.01% for cadmium, or qualify for an exemption to these limits as defined in the Annexes of Directive 2000/53/EC (ELV). Regarding the REACH Regulation, the information TE provides on SVHC in articles for this part number is based on the latest European Chemicals Agency (ECHA) 'Guidance on requirements for substances in articles' posted at this URL: <https://echa.europa.eu/guidance-documents/guidance-on-reach>

Compatible Parts

 <p>TE Part # 8-1415006-1 RTH14012</p>	 <p>TE Part # CAT-SCH691-R997 PCB Power Relay: 12-16 Amp, Monostable</p>
---	---

Also in the Series | [SCHRACK Power PCB Relay RZ](#)



Power Relays(86)

Customers Also Bought



TE Part #8-6609107-1
PS0S0DSXB=C1265



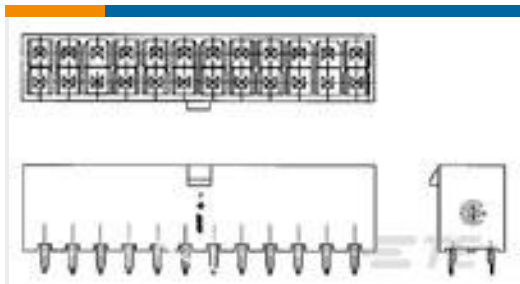
TE Part #3-1419104-3
T9AS5D22-12



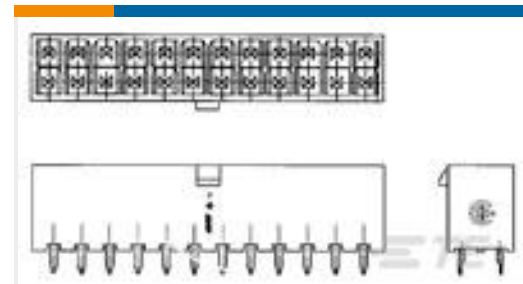
TE Part #1-1415899-3
RZ03-1A4-D005



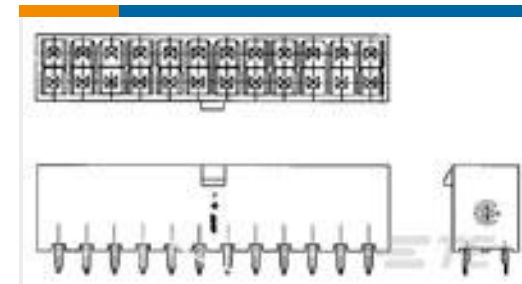
TE Part #292173-6
CT BOX HDR H SMT 6P O/TAPE BLA



TE Part #2-1586037-0
20P VERT HDR VAL-U-LOK V2




TE Part #1586037-2
2P VERT HDR VAL-U-LOK V2




TE Part #1-1586037-4
14P VERT HDR VAL-U-LOK V2



TE Part #6-534237-2
14 MODII VRT SR CE 100/115



TE Part #398451-000
BPTM-75/30-A/U-4(S20)



TE Part #5-2158000-8
RZ03-1A4-D009-00002

Documents

CAD Files

Customer View Model

[ENG_CVM_CVM_2-1415899-5_D.3d_igs.zip](#)

English

Customer View Model

[ENG_CVM_CVM_2-1415899-5_D.3d_stp.zip](#)

English

Customer View Model

[ENG_CVM_CVM_2-1415899-5_D.2d_dxf.zip](#)



English

[3D PDF](#)

[3D](#)

By downloading the CAD file I accept and agree to the [Terms and Conditions](#) of use.

Datasheets & Catalog Pages

[Schrack Power PCB Relay RZ Series flyer \(Chinese\)](#)

[Power PCB Relay RZH 105C 16A](#)

English

Product Specifications

[Definitions General Purpose Relays](#)

English

Agency Approvals

[VDE Certificate](#)

English