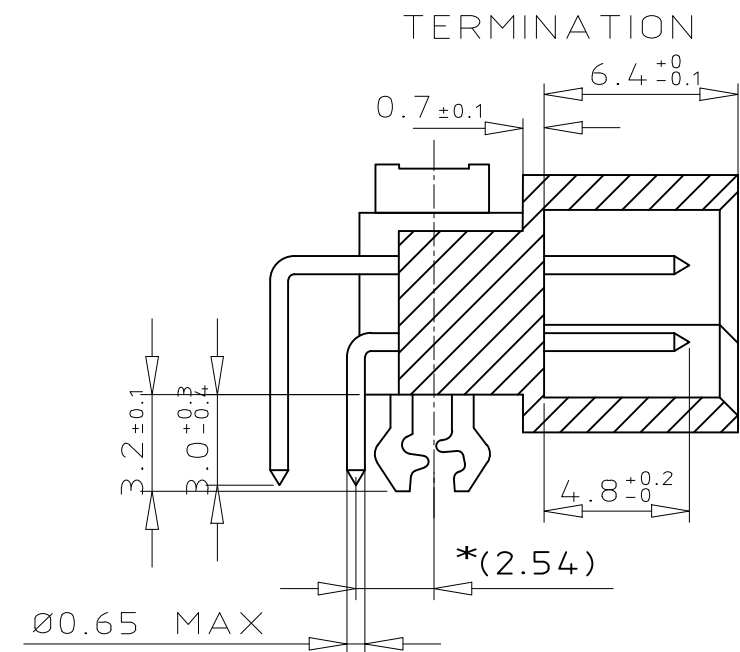
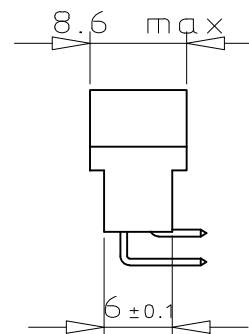
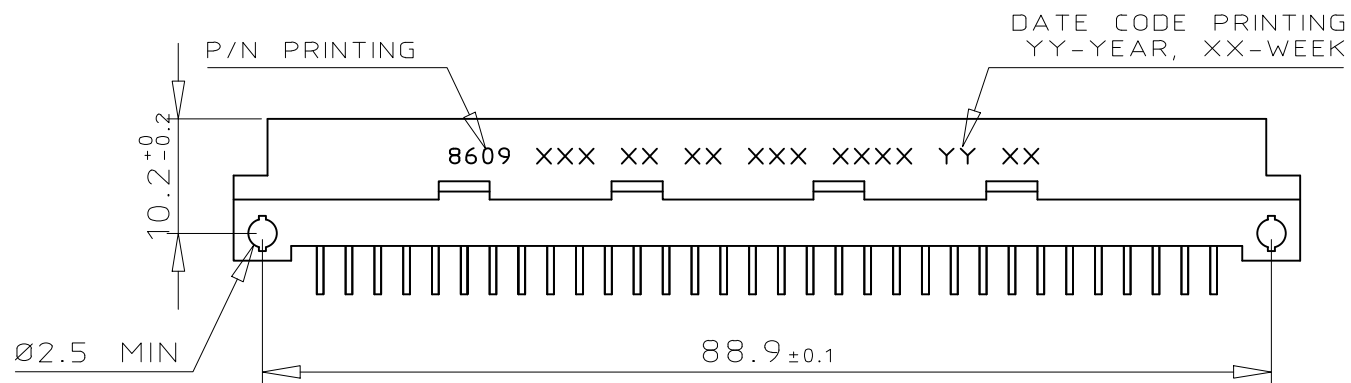
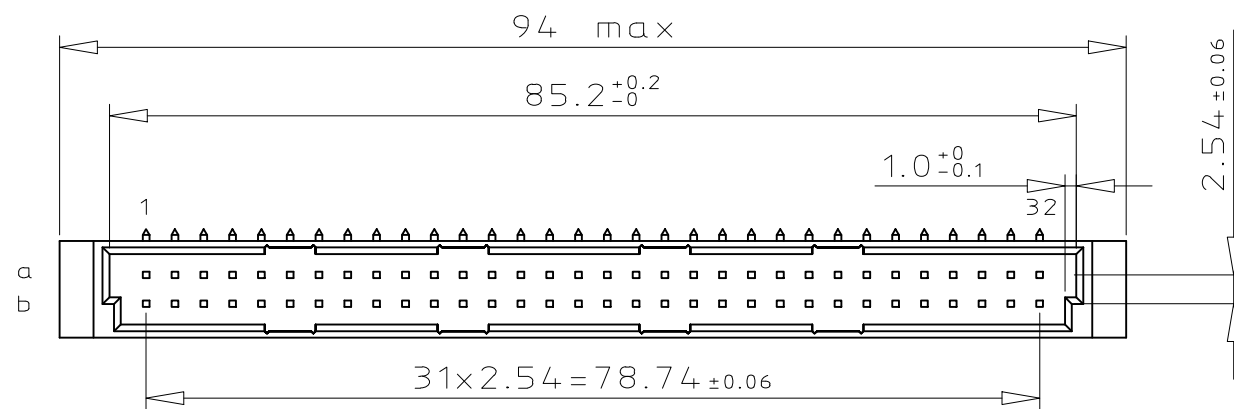


DIMENSIONS

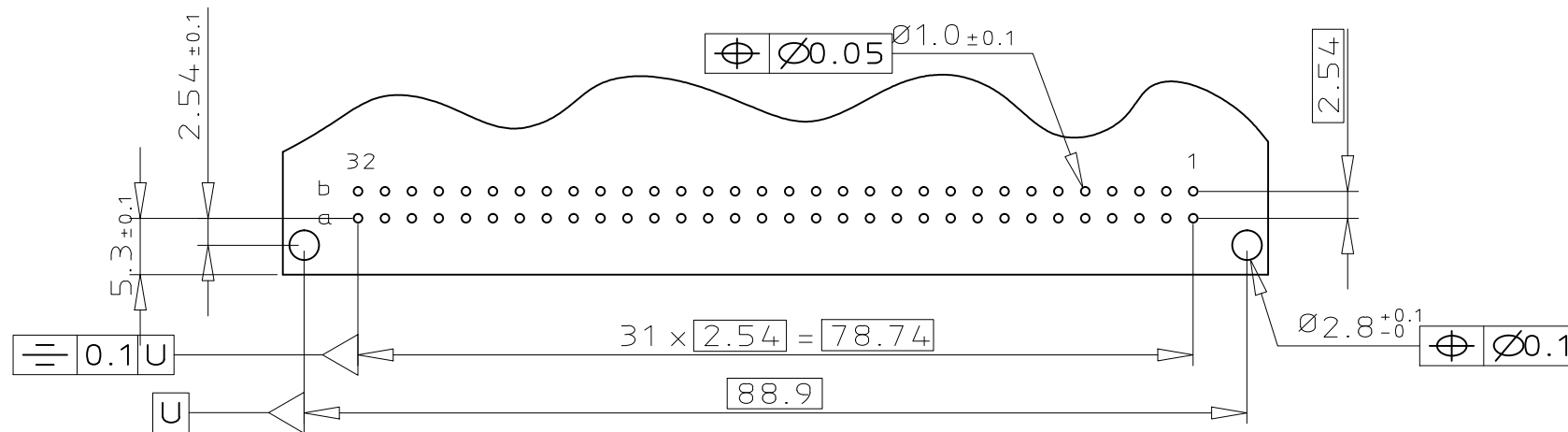


*Foot print dimension (2.54) will be controlled by attribute grid suitability based on the recommended PCB layout.

ORDERING INFORMATION

SERIES	8609	2	64	5	1	13	7	4	5	ELF
ROWS FITTED WITH CONTACTS										
ROW a
ROW a b
NO. OF CONTACTS			32	64						
TYPE OF INSULATOR										
2 ROW MALE INSULATOR										5
METHOD OF MOUNTING										
STANDARD MOUNTING - STYLE B										1
TERMINATION										
ANGLED SPILL										13
OPTIONS										
NO OPTION										7
WITH HARPOONS										H
PERFORMANCE CLASS										
DIN 41612 CLASS 3										4
DIN 41612 CLASS 2										5
DIN 41612 CLASS 1										6
AS PER MIL C 55302 / JSS 50808										8
PITCH PER ROW										
2.54 mm										5
LEAD FREE VERSION										ELF

PCB LAYOUT



GENERAL CHARACTERISTICS & RoHS INFO

REFER DRAWING C-8609-0000A

mat'l. code	SEE DWG C-8609-0000A	surface	ISO 1302 ✓	tolerance	ISO 406 ISO 1101	projection	mm	product family	8609
ltr	ecn no	dr	date	tolerances unless otherwise specified	angles	linear	scale 3:2	title	
A	I04-0063	MINI	2004-09-17		0°±2°			DIN STANDARD HEADER	
B	I05-0089	MINI	2005-05-19					ANGLED SPILL DIN 41612 STYLE B	
C	I06-0061	MINI	2006-05-31					dwg no	sheet 1 of 1
D	I06-0164	MINI	2006-08-31	dr	MINI K V	2004-09-17	FCJ	C-8609-2008	A3
E	I08-0146	KR	2008-10-21	enr	RAKHEE G	2004-09-17		type Product Customer Drawing	
F	ELX-I-14289	MJA	2013-03-19	chr	KESAVAN R	2008-10-21			
				appd	KESAVAN R	2008-10-21			
sheet index	revision sheet	F	1						

Mouser Electronics

Authorized Distributor

Click to View Pricing, Inventory, Delivery & Lifecycle Information:

[FCI / Amphenol:](#)

[86092645113755ELF](#) [86092645113745ELF](#) [86092645113765ELF](#) [86092645113H55ELF](#) [86092645113H65ELF](#)
[86092645113785ELF](#) [86091325113755ELF](#)