



AS-i compact module K45 digital 4 DI, IP67 4 x input, maximum 200 mA 4 x M8 socket Screw version Mounting plate 3RK1901-2EA00 or 3RK1901-2DA00 must be ordered separately

General technical data	
design of the product	digital I/O modules for operation in the field, IP67 - K45
Type	4 inputs
design of the slave type	standard slave
I/O configuration	0
ID/ID2 code	0/F
Number I/O sockets	4
type of electrical connection of the inputs and outputs	M8 screw-type terminals
AS interface total current input max	270 mA
operating voltage according to AS-Interface specification	26.5 ... 31.6 V
Ground terminal	not available
Addressing	front addressing socket
AS interface Connection Polarity reversal protection	built-in
Delivery note	the modules are delivered without mounting plate
Sensor supply	
type of voltage supply for sensor supply	using AS-Interface
input voltage	20 ... 30 V
property of the sensor supply short-circuit and overload resistant	Yes
ampacity of the sensor supply for all inputs <ul style="list-style-type: none"> • at ambient temperature 40 °C 	200 mA
Inputs	
number of digital inputs	4
type of connection technology	2- and 3-wire technology
Input circuit	PNP transistor
type of voltage of the input voltages	DC
Inputs switching level High min	10 V
input current at digital input <ul style="list-style-type: none"> • for signal <1> minimum • with signal <0> maximum 	6 mA 1.5 mA
Inputs sensor supply using AS-Interface	short-circuit and overload resistant
Inputs socket assignment <ul style="list-style-type: none"> • PIN 1 • PIN 3 • PIN 4 	sensor supply L+ sensor supply L- data input
design of the pin assignment of the inputs	standard assignment
Outputs	
number of digital outputs	0
Display	
Status display	

- display of I/Os
 - display of Uaux
 - display of AS-Interface/diagnostics
- yellow LED
not required
green/red dual LED

Assignment of the data bits

Assignment of data bits	
• socket	PIN 4 = IN1 (D0)
• socket 2	PIN 4 = IN2 (D1)
• socket 3	PIN 4 = IN3 (D2)
• socket 4	PIN 4 = IN4 (D3)

Ambient conditions

ambient temperature	
• during operation	-25 ... +85 °C
• during storage	-40 ... +85 °C

protection class IP	IP67
----------------------------	------

Mechanical data

width	45 mm
height	80 mm
depth	30 mm
fastening method	standard rail mounting/wall mounting using mounting plate for K45 compact module
shock resistance	15g / 11 ms

Certificates/ approvals

General Product Approval	EMV
---------------------------------	-----

[Confirmation](#)



Marine / Shipping

other

Environment



[Confirmation](#)

[Miscellaneous](#)

[Environmental Confirmations](#)

Industrial Communication



Further information

Information on the packaging

<https://support.industry.siemens.com/cs/ww/en/view/109813875>

Information- and Downloadcenter (Catalogs, Brochures,...)

<https://www.siemens.com/ic10>

Industry Mall (Online ordering system)

<https://mall.industry.siemens.com/mall/en/en/Catalog/product?mlfb=3RK1200-0CT20-0AA3>

Cax online generator

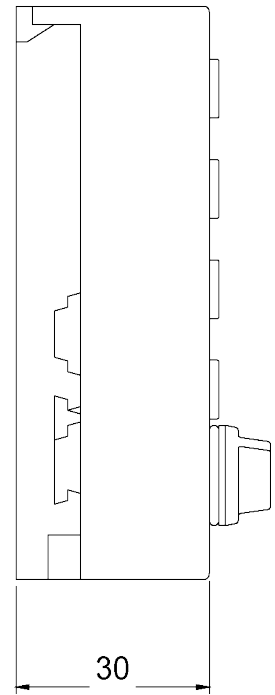
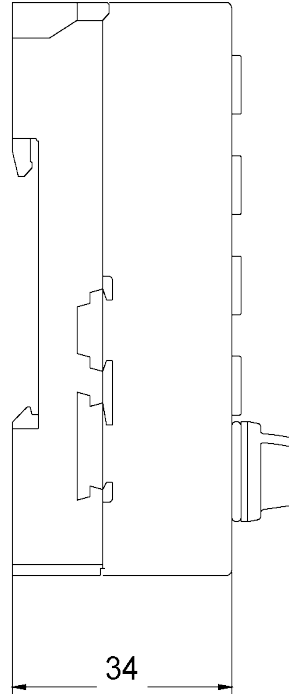
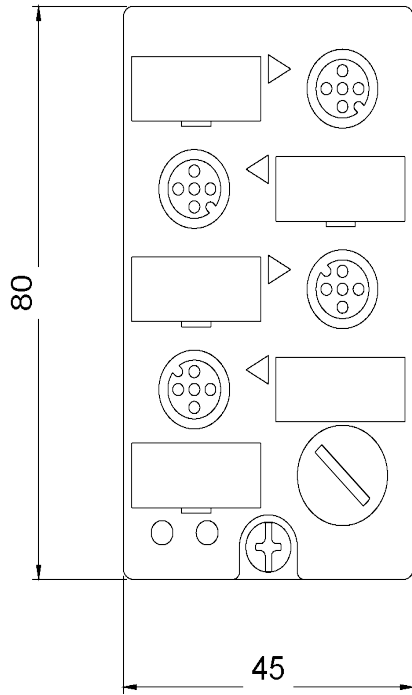
<http://support.automation.siemens.com/WW/CAXorder/default.aspx?lang=en&mlfb=3RK1200-0CT20-0AA3>

Service&Support (Manuals, Certificates, Characteristics, FAQs,...)

<https://support.industry.siemens.com/cs/ww/en/ps/3RK1200-0CT20-0AA3>

Image database (product images, 2D dimension drawings, 3D models, device circuit diagrams, EPLAN macros, ...)

http://www.automation.siemens.com/bilddb/cax_de.aspx?mlfb=3RK1200-0CT20-0AA3&lang=en



last modified:

3/11/2024 