

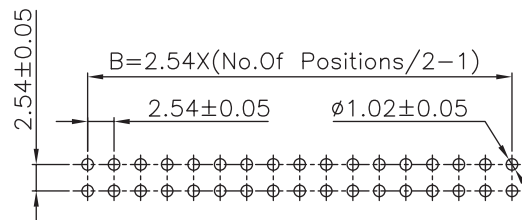
1

2

3

4

5



PCB LAYOUT - COMPONENT VIEW

TECHNICAL CHARACTERISTICS

MATERIAL
 INSULATOR: PBT
 FLAMABILITY RATING: UL94-V0
 COLOR: BLACK
 CONTACT MATERIAL: COPPER ALLOY
 CONTACT TYPE: STAMPED
 CONTACT PLATING: GOLD
 QUALITY CLASS: 3 AS PER CECC 75 301-802
 PITCH: 2.54MM

ENVIRONMENTAL
 OPERATING TEMPERATURE: -40 UP TO 125°C
 COMPLIANCE: LEAD FREE AND ROHS

ELECTRICAL
 CURRENT RATING: 3A MAX
 WORKING VOLTAGE: 250V AC
 INSULATOR RESISTANCE: >1000 MOHM
 DIELECTRIC WITHSTANDING VOLTAGE: 500V AC/MN
 CONTACT RESISTANCE: 20 mOHM MAX

STANDARD

CERTIFIED: E323964 / MODEL NUMBER 612-S

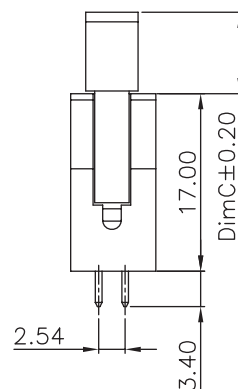
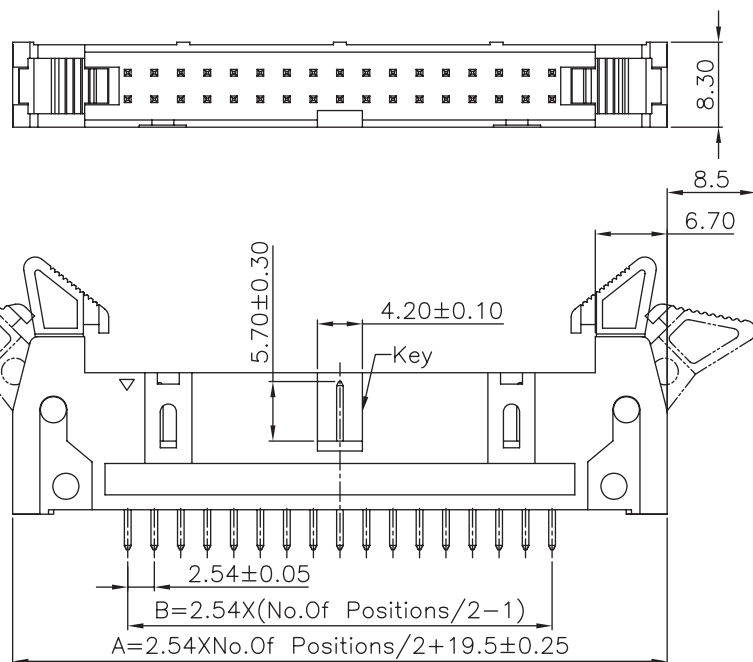
SOLDERING
 WAVE PROCESS ONLY

PACKAGING
 TRAY

DIMENSION

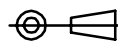
	DimC
00	
01	7.50
02	10.80

No. of Positions	Dim A	Dim B	No. of Positions	Dim A	Dim B	Note
6	27.12	5.08	26	52.52	30.48	
8	29.66	7.62	30	57.60	35.56	
10	32.20	10.16	34	62.68	40.64	
12	34.74	12.70	40	70.30	48.26	
14	37.28	15.24	50	83.00	60.96	
16	39.82	17.78	60	95.70	73.66	
20	44.90	22.86	64	100.78	78.74	3K
24	49.98	27.94				



RoHS Compliant

PROJECTION:



GENERAL TOLERANCE

.X = +/- 0.2

.XX = +/- 0.15



APPROVAL: RJ

UNIT: MM

SCALE:

SHEET: 1/1

DRAW: MIKE

DESCRIPTION: 2.54MM MALE BOX HEADER WITH LONG LEVER

WERI PART NO: 612 0xx 228 21

SIZE

A4

REV	DATE	FILE	BY
K	27-JAN-14	DWG UPDATE	QL
J	19-MAR-13	NOTES	AR
I	22-FEB-13	OVERWALL DIM	QL
H	19-DEC-12	REMOVE UL MARK	QL