


AMP SMA

TE Internal #: 2081005-1
SMA RF Interface, Jack, 50 ohm, Screw, 11 GHz Operating
Frequency, Cable-to-Board, 1 Position, Printed Circuit Board, Panel
Mount, AMP SMA

[View on TE.com >](#)



Connectors > RF Connectors > Coax Connectors



RF Interface: **SMA**
RF Connector Style: **Jack**
RF Connector Mated Outer Diameter (Approximate): **6.35 mm [.25 in]**
Impedance: **50 Ω**
RF Connector Coupling Mechanism: **Screw**

Features

Product Type Features

Connector Product Type	Connector Assembly
RF Interface	SMA
RF Connector Style	Jack
Connector System	Cable-to-Board
Sealable	No
Connector & Contact Terminates To	Printed Circuit Board

Configuration Features

PCB Mount Orientation	Right Angle
Number of Positions	1
Number of Coaxial Contacts	1

Electrical Characteristics

Impedance	50 Ω
-----------	------

Body Features

Body Material	Zinc
---------------	------



Body Material Finish	Bright
Body Plating Material	Tin

Contact Features

RF Connector Center Contact Underplating Material	Nickel
RF Connector Contact Configuration	Not Captivated
RF Connector Center Contact Plating Material	Gold
RF Connector Center Contact Material	Beryllium Copper

Termination Features

Termination Post & Tail Length	2.92 mm[.115 in]
Termination Method to PCB	Through Hole - Solder

Mechanical Attachment

RF Connector Coupling Mechanism	Screw
Connector Mounting Type	Panel Mount
RF Contact Captivation Method	Mechanical
Detent	Without

Dimensions

Profile Height from PCB	9.68 mm[.381 in]
Product Length	16.4 mm[.646 in]
RF Connector Mated Outer Diameter (Approximate)	6.35 mm[.25 in]

Usage Conditions

Operating Temperature Range	-65 – 165 °C[-85 – 329 °F]
-----------------------------	----------------------------

Operation/Application

Operating Frequency	11 GHz
---------------------	--------

Packaging Features


Packaging Quantity	250
Packaging Method	Reel

Other

Dielectric Material	PTFE
---------------------	------

Product Compliance

For compliance documentation, visit the product page on TE.com>





EU RoHS Directive 2011/65/EU	Compliant with Exemptions
EU ELV Directive 2000/53/EC	Compliant with Exemptions
China RoHS 2 Directive MIIT Order No 32, 2016	Restricted Materials Above Threshold
EU REACH Regulation (EC) No. 1907/2006	Current ECHA Candidate List: JUNE 2024 (241) Candidate List Declared Against: JUNE 2022 (224) SVHC > Threshold: Pb (4% in Component part) Article Safe Usage Statements: Do not eat, drink or smoke when using this product. Wash thoroughly after handling. Recycle if possible and dispose of the article by following all applicable governmental regulations relevant to your geographic location.
Halogen Content	Low Halogen - Br, Cl, F, I < 900 ppm per homogenous material. Also BFR/CFR/PVC Free
Solder Process Capability	Reflow solder capable to 260°C

Product Compliance Disclaimer

This information is provided based on reasonable inquiry of our suppliers and represents our current actual knowledge based on the information they provided. This information is subject to change. The part numbers that TE has identified as EU RoHS compliant have a maximum concentration of 0.1% by weight in homogenous materials for lead, hexavalent chromium, mercury, PBB, PBDE, DBP, BBP, DEHP, DIBP, and 0.01% for cadmium, or qualify for an exemption to these limits as defined in the Annexes of Directive 2011/65/EU (RoHS2). Finished electrical and electronic equipment products will be CE marked as required by Directive 2011/65/EU. Components may not be CE marked. Additionally, the part numbers that TE has identified as EU ELV compliant have a maximum concentration of 0.1% by weight in homogenous materials for lead, hexavalent chromium, and mercury, and 0.01% for cadmium, or qualify for an exemption to these limits as defined in the Annexes of Directive 2000/53/EC (ELV). Regarding the REACH Regulation, the information TE provides on SVHC in articles for this part number is based on the latest European Chemicals Agency (ECHA) 'Guidance on requirements for substances in articles' posted at this URL: <https://echa.europa.eu/guidance-documents/guidance-on-reach>

Compatible Parts



TE Part # 1052566-1
2052 1618 02,SMA FM JACK RECPT



TE Part # 1050547-1
2001 5032 00



TE Part # 1050548-1
2001 5032 02



TE Part # 1052422-1
2052 0000 02,SMA FM JACK RECPT





TE Part # 1050524-1
2001 5003 00,SMA CABLE PLUG



TE Part # 1050859-1
2002 5016 00



TE Part # 1052098-1
2037 5100 02



TE Part # 1052552-1
2052 1352 02,SMA FM JACK RECPT



TE Part # 1050720-1
2001 7188 00



TE Part # 1052514-1
2052 1133 00



TE Part # 1050602-1
2001 5395 02



TE Part # 1050525-1
2001 5003 02,SMA CABLE PLUG



TE Part # 1052902-1
2052 5674 02



TE Part # 1056462-1
2837 7388 02




TE Part # 1051110-1
2007 5054 02



TE Part # 1051664-1
2031 5012 00



TE Part # 1052066-1
2037 5006 00,SMA RA CABLE PLUG



TE Part # 1052075-1
2037 5008 00,SMA RA CABLE PLUG




TE Part # 1056456-1
2837 7316 02




TE Part # 1408442-3
SMA STRAIGHT PLUG CABLE END


Also in the Series | AMP SMA




Battery Holders(1)



Coax Connectors(71)



Connector Adapters & Connector Savers(8)



Connector Caps & Covers(3)



Connector Hardware(2)



Connector Strain Relief(1)



RF Cable Assemblies(2)

Customers Also Bought



TE Part #CSJ-SGFB-100-MHF4
SMA to MHF4 100mm 0.81 OD

Documents

Product Drawings

ASSY. SMA JACK PCB EDGE MOUNT

English

CAD Files

Customer View Model

ENG_CVM_CVM_2081005-1_A.2d_dxf.zip

English

3D PDF

3D

Customer View Model

ENG_CVM_CVM_2081005-1_A.3d_igs.zip

English

Customer View Model

ENG_CVM_CVM_2081005-1_A.3d_stp.zip

English

By downloading the CAD file I accept and agree to the [Terms and Conditions](#) of use.

Datasheets & Catalog Pages

1-1773725-8_RF_COAX_QRG

English

Product Specifications

Product Specification

English

Product Specification



English