

DTM04-4P-E003

✓ ACTIVE

DEUTSCH | DEUTSCH DT, DEUTSCH DTM


TE Internal #: DTM04-4P-E003

Housing for Male Terminals, Wire-to-Wire, 4 Position, 3.81 mm [.15 in] Centerline, Sealable, Gray, Wire & Cable, Power, Hybrid

[View on TE.com >](#)



Connectors > Automotive Connectors > Automotive Housings > DEUTSCH DTM Housings



Connector System: **Wire-to-Wire**  
Number of Positions: **4**  
Connector & Housing Type: **Housing for Male Terminals**  
Centerline (Pitch): **3.81 mm [.15 in]**  
Sealable: **Yes**

[All DEUTSCH DTM Housings \(113\)](#)

Features

Product Type Features

Mixed & Hybrid Connector	No
Connector Shape	Rectangular
Connector System	Wire-to-Wire
Connector & Housing Type	Housing for Male Terminals
Sealable	Yes
Connector & Contact Terminates To	Wire & Cable
Primary Locking Feature	Integrated in Housing

Configuration Features

Blank Cavity Position	0
Connector Modification	End Cap
Number of Positions	4
Number of Rows	2

Electrical Characteristics



Operating Voltage	250 VAC
Nominal Voltage Architecture	250 V

Body Features

Cable Exit Angle	180°
Primary Product Color	Gray

Contact Features

Contact Size	Size 20
Contact Type	Pin
Mating Pin Diameter	1 mm[.04 in]
Contact Current Rating (Max)	7.5 A

Mechanical Attachment

Terminal Position Assurance	Yes
Strain Relief	Without
Mating Alignment Type	Polarized
Mating Alignment	With
Connector Mounting Type	Cable Mount (Free-Hanging)

Housing Features

Housing Material	PA GF
Centerline (Pitch)	3.81 mm[.15 in]

Dimensions

Connector Height	44.9 mm[1.76 in]
Product Width	19.2 mm[.756 in]
Product Length	44.96 mm[1.77 in]
Row-to-Row Spacing	4.19 mm[.165 in]
Compatible Insulation Diameter Range	1.35 – 3.05 mm[.053 – .12 in]

Usage Conditions

Operating Temperature (Max)	125 °C[257 °F]
Operating Temperature Range	-55 – 125 °C[-67 – 257 °F]

Operation/Application

Circuit Application	Power
---------------------	-------

Industry Standards

Degree of Protection	IP68, IP6K9K
----------------------	--------------



Compatible With Agency/Standards Products	SAE J2030
UL Flammability Rating	UL 94V-0

Packaging Features

Packaging Quantity	1
Packaging Method	Package

Other

Serviceable	Yes
Connector Position Assurance Capable	No

Product Compliance

For compliance documentation, visit the product page on TE.com>

EU RoHS Directive 2011/65/EU	Compliant
EU ELV Directive 2000/53/EC	Compliant
China RoHS 2 Directive MIIT Order No 32, 2016	No Restricted Materials Above Threshold
EU REACH Regulation (EC) No. 1907/2006	Current ECHA Candidate List: JUNE 2024 (241) Candidate List Declared Against: JUNE 2024 (241) SVHC > Threshold: Octamethylcyclotetrasiloxane (D4) (.5% in Component Part) Dodecamethylcyclohexasiloxane (D6) (.5% in Component Part) Decamethylcyclopentasiloxane (D5) (.5% in Component Part) <b>Article Safe Usage Statements:</b> Wash thoroughly after handling. Recycle if possible and dispose of the article by following all applicable governmental regulations relevant to your geographic location.
Halogen Content	Not Low Halogen - contains Br or Cl > 900 ppm.


















Solder Process Capability	Not reviewed for solder process capability
---------------------------	--

Product Compliance Disclaimer

This information is provided based on reasonable inquiry of our suppliers and represents our current actual knowledge based on the information they provided. This information is subject to change. The part numbers that TE has identified as EU RoHS compliant have a maximum concentration of 0.1% by weight in homogenous materials for lead, hexavalent chromium, mercury, PBB, PBDE, DBP, BBP, DEHP, DIBP, and 0.01% for cadmium, or qualify for an exemption to these limits as defined in the Annexes of Directive 2011/65/EU (RoHS2). Finished electrical and electronic equipment products will be CE marked as required by Directive 2011/65/EU. Components may not be CE marked. Additionally, the part numbers that TE has identified as EU ELV compliant have a maximum concentration of 0.1% by weight in homogenous materials for lead, hexavalent chromium, and mercury, and 0.01% for cadmium, or qualify for an exemption to these limits as defined in the Annexes of Directive 2000/53/EC (ELV). Regarding the REACH Regulation, the information TE provides on SVHC in articles for this part number is based on the latest European Chemicals Agency (ECHA) 'Guidance on requirements for substances in articles' posted at this URL: <https://echa.europa.eu/guidance-documents/guidance-on-reach>



Compatible Parts

 <p>TE Part # CAT-D48-SP729 DEUTSCH Sealing Plugs</p>	 <p>TE Part # CAT-D485-CH8172 DEUTSCH DTM Housings</p>	 <p>TE Part # CAT-D485-W416 DEUTSCH DTM Wedgelocks</p>	 <p>TE Part # CAT-D487-M8649 DEUTSCH DT Mounting Clips</p>
 <p>TE Part # CAT-D48-ST273 DEUTSCH Solid Contacts</p>	 <p>TE Part # 1924487-2 MOUNTING CLIP, AMPSEAL 16</p>	 <p>TE Part # 1011-046-0405 SEAL RET, 4P, GRY, DTM</p>	 <p>TE Part # DT-RT1 EXT TOOL, FRONT RELEASE</p>
 <p>TE Part # 1060-20-0144 PIN, SF, SIZE 20, 16-22, AU/SN</p>	 <p>TE Part # 1010-036-0406 SEAL, INTF, 4P, RED-ORG, DTM</p>	 <p>TE Part # 1060-20-0622 PIN, SF, SIZE 20, 14-16, NI/NI</p>	 <p>TE Part # 1060-20-0222 PIN, SF, SIZE 20, 16-22, NI/NI</p>
 <p>TE Part # 1060-20-0122 PIN, SF, SIZE 20, 16-22, NI/NI</p>	 <p>TE Part # 1060-20-0244 PIN, SF, SIZE 20, 16-22, AU/SN</p>	 <p>TE Part # 1060-20-0177 PIN, SF, SIZE 20, 16-22, SN/SN</p>	 <p>TE Part # 1060-20-0277 PIN, SF, SIZE 20, 16-22, SN/SN</p>
 <p>TE Part # CAT-D48-SFT273 DEUTSCH Stamped and Formed Contacts</p>			






Also in the Series | DEUTSCH DT



Automotive Connector Caps & Covers  
(19)



Automotive Connector Locks & Position Assurance(87)



Automotive Housings(705)



Connector Backshells(61)



Connector Seals & Cavity Plugs(6)



Connector Strain Relief(28)



Insertion & Extraction Tools(3)



Other Automotive Connector Accessories(28)




PCB Headers & Receptacles(106)

Also in the Series | DEUTSCH DTM



Automotive Connector Caps & Covers  
(7)



Automotive Connector Locks & Position Assurance(25)



Automotive Housings(104)




Connector Backshells(7)



Connector Strain Relief(28)



Insertion & Extraction Tools(2)



PCB Headers & Receptacles(38)

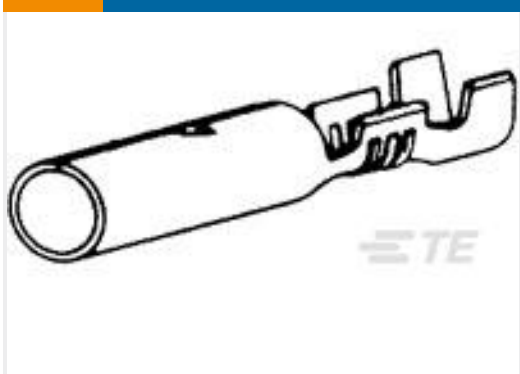
Customers Also Bought



TE Part #DTM04-3P-E003  
DEUTSCH DTM Housings



TE Part #WM-4P  
WEDGE LOCK, 4P, REC, ORG, DTM



TE Part #60799-5  
SHUR PLUG 180 RECEPTACLE 18-14  
AWG TPBR



TE Part #HC5901  
BATT.POST CLAMP -VE MK.3



TE Part #HC5936  
BATTERY LEAD CONN. 70mm +VE



TE Part #HC5840D  
INTEGRAL BATT. POST. DOUBLE  
TAPER.



TE Part #HC5841  
70MM2 BATTTERY CLMP ASSMB  
NEGATIVE



TE Part #K1070514  
Schlagschalter (Hauptantr HK) 06-63-  
420

Documents

Product Drawings

REC, 4P, GRY, N, CAP

English

CAD Files

3D PDF

3D

Customer View Model

ENG\_CVM\_CVM\_DTM04-4P-E003\_A.2d\_dxf.zip

English

Customer View Model

ENG\_CVM\_CVM\_DTM04-4P-E003\_A.3d\_igs.zip

English

Customer View Model

ENG\_CVM\_CVM\_DTM04-4P-E003\_A.3d\_stp.zip

English

By downloading the CAD file I accept and agree to the Terms and Conditions of use.



---

Datasheets & Catalog Pages  
ICT Terminals and Connectors Catalogue

English  
CONNECTOR SELECTOR  
English

---

Product Specifications  
Engineering Report

English

---

Agency Approvals  
UL Report

English