


Power Relay Series 功率继电器系列 -- JY32F

FEATURES特点

- 10A contact switching capability
高达10A触点切换能力
- Plastic sealed and flux proofed types
塑封型与防焊剂型可供选择
- 2.5kV dielectric strength(between coil and contacts)
线圈与触点间介质耐压2.5kV
- Overall dimensions (18.4X10.2X15.5) mm.
外形尺寸 (18.4X10.2X15.5) mm。



CONTACT PARAMETERS触点参数

Contact Form触点形式	A-1组常开	B-1组常闭	C-1组转换
Rating Load (Resistive) 额定负载	5A 250VAC		10A 250VAC
Max. Switching Current最大切换电流	5A		10A
Max. Switching Voltage最大切换电压	250VAC		250VAC
Max. Switching Power最大切换功率	1250VA		2500VA

CHARACTERISTICS性能参数

Contact Materials触点材料	Ag Alloy银合金		
Contact Resistance接触电阻	100mΩ Max		
Operate Time吸合时间	10ms. Max		
Release Time释放时间	10ms. Max		
Insulation Resistance绝缘电阻	1000MΩ Min. (DC500V)		
Initial Dielectric Strength介质耐压	between open contacts: 触点与触点间:	AC1,000V,50/60Hz 1Min	
	between contacts and coil: 触点与线圈间:	AC2,500V,50/60Hz 1Min	
Vibration Resistance抗振动	Damage limits: 耐久:	10~55Hz Double Amplitude双振幅1.5mm	
	Malfunction: 误动作:	10~55Hz Double Amplitude双振幅1.5mm	
Shock Resistance抗冲击	Damage limits: 耐久:	100G Min	
	Malfunction: 误动作:	10G Min	
Life寿命	Mechanical Life (10800 per hour) 机械寿命 (每小时10800次)	1×10 ⁷	
	Electrical Life (1800 per hour) 电气寿命 (每小时1800次)	1×10 ⁵	
Ambient Temperature环境温度	-40℃ ~ +85℃ (No condensation) (不冷凝)		
Unit Weight单位重量	约Approx.6.0g		

**COIL RATINGS (at23°C) 线圈参数 (在23°C)**

Coil Nominal Voltage 额定电压 (VDC)	Nominal Current 额定电流 ±10%(mA)	Coil Resistance 线圈电阻 ±10% (Ω)	Max. Continuous Voltage 最大连续外加电压	Pick-Up Voltage 吸合电压 (Max)	Drop-Out Voltage 释放电压 (Min)	Rated power 额定功率
5	90.00	55	Coil Nominal Voltage 130% 额定电压的 130%	Coil Nominal Voltage 75% 额定电压的 75%	Coil Nominal Voltage 10% 额定电压的 10%	About 0.45 W 约0.45W
6	75.00	80				
9	50.00	180				
12	37.00	320				
18	25.00	720				
24	18.75	1280				

Coil Nominal Voltage 额定电压 (VDC)	Nominal Current 额定电流 ±10%(mA)	Coil Resistance 线圈电阻 ±10% (Ω)	Max. Continuous Voltage 最大连续外加电压	Pick-Up Voltage 吸合电压 (Max)	Drop-Out Voltage 释放电压 (Min)	Rated power 额定功率
5	40.00	125	Coil Nominal Voltage 130% 额定电压的 130%	Coil Nominal Voltage 75% 额定电压的 75%	Coil Nominal Voltage 10% 额定电压的 10%	About 0.2 W 约0.2W
6	33.33	180				
9	22.22	405				
12	16.67	720				
18	14.81	1620				
24	8.33	2880				

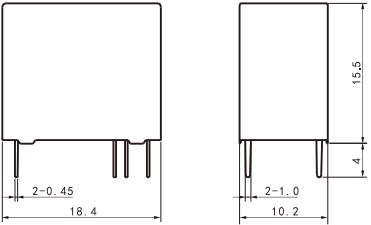
ORDERING INFORMATION 订货标记

JY32F-S-DC12V-A-L-H-(XXX)						
1	2	3	4	5	6	7
1. Model Number基本型号 JY32F						
2. Encapsulation form:S-Plastic Sealed SH:Fluk proofed 封装形式: S-塑封型 SH-防焊剂型						
3. Coil Voltage线圈规格 (VDC): DC5V,DC6V,DC9V,DC12V,DC18V,DC24V						
4. Contact form: A-1Form A, B-1Form B, C-1Form C (3A/5A only) 触点形式: A-1组常开, B-1组常闭 C-1组转换 (只限3A/5A)						
				5. Coil Power:No -0.45 W, L -0.2W 线圈功率:无-0.45W, L-0.2W		
				6. Load Current:No-5A,H-10A 负载电流:无-5A, H-10A		
				7. Customer Special Code :XXX-Customer Special Requirements No - Standard Type 客户特性号: XXX-客户特殊要求, 无-标准型		

SAFETY STANDARD安规认证

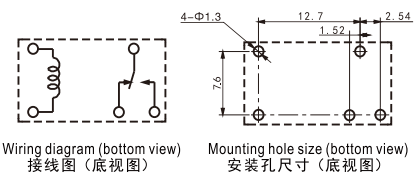
AuthType Basic认证类别	CQC	TUV	UL/C_UL
Authentication Load 认证负载	5A 250VAC	5A 250VAC	5A 250VAC
	10A 250VAC	10A 250VAC	10A 250VAC

OUTLINE DIMENSIONS (UNIT:mm)外形尺寸 (单位: mm)



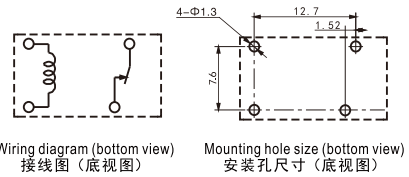
Undimensioned tolerance: <1mm: ±0.2mm 1~5mm: ±0.3mm >5mm: ±0.4mm
 未标注尺寸公差: <1mm: ±0.2mm 1~5mm: ±0.3mm >5mm: ±0.4mm

Note: 1.The size of the lead foot is pre welding dimension. 注: 1、引出脚尺寸为预焊前尺寸
 2.installation hole size tolerance: +0.1mm 2、安装孔尺寸公差: ±0.1mm



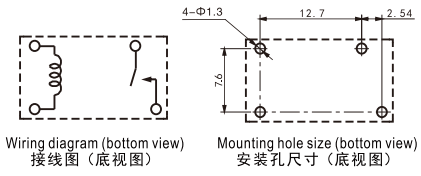
Wiring diagram (bottom view) 接线图 (底视图)
 Mounting hole size (bottom view) 安装孔尺寸 (底视图)

1C



Wiring diagram (bottom view) 接线图 (底视图)
 Mounting hole size (bottom view) 安装孔尺寸 (底视图)

1B



Wiring diagram (bottom view) 接线图 (底视图)
 Mounting hole size (bottom view) 安装孔尺寸 (底视图)

1A

TYPICAL USE典型用途

- Household equipment, Office equipment, Audio, Smart home, Smart socket, Etc..
- 家用设备, 办公设备, 音响, 智能家居, 智能插座等



PERFORMANCE CHART性能曲线图

