

## 125mA, 100V Switching Diode

### FEATURES

- Low power loss, high efficiency
- Ideal for automated placement
- High surge current capability
- Compliant to RoHS directive 2011/65/EU and in accordance to WEEE 2002/96/EC
- Halogen-free according to IEC 61249-2-21

### APPLICATIONS

- Switching mode power supply (SMPS)

KEY PARAMETERS		
PARAMETER	VALUE	UNIT
$I_{F(AV)}$	125	mA
$V_{RRM}$	100	V
$I_{FSM}$	1.0	A
$V_F$ at $I_F=100mA$	1.0	V
$T_{JMAX}$	125	°C
Package	0603	
Configuration	Single dice	

### MECHANICAL DATA

- Case: 0603
- Molding compound: UL flammability classification rating 94V-0
- Moisture sensitivity level: level 1, per J-STD-020
- Packing code with suffix "G" means green compound (halogen-free)
- Terminal: Matte Au plated leads, solderable per J-STD-002
- Meet JESD 201 class 1A whisker test
- Polarity: Indicated by cathode band
- Weight: 3 mg (approximately)



ABSOLUTE MAXIMUM RATINGS ( $T_A = 25^\circ C$ unless otherwise noted)			
PARAMETER	SYMBOL	PART NUMBER	UNIT
Marking code on the device		S5	
Repetitive peak reverse voltage	$V_{RRM}$	100	V
Forward current	$I_{F(AV)}$	125	mA
Non-Repetitive Peak Forward Surge Current	Pulse Width=1 $\mu$ s Pulse Width=8.3ms $I_{FSM}$	2 1	A
Junction temperature range	$T_J$	-40 to +125	°C
Storage temperature range	$T_{STG}$	-40 to +125	°C

THERMAL PERFORMANCE			
PARAMETER	SYMBOL	LIMIT	UNIT
Junction-to-ambient thermal resistance	$R_{\theta JA}$	666	°C/W

<b>ELECTRICAL SPECIFICATIONS</b> ( $T_A = 25^\circ\text{C}$ unless otherwise noted)					
<b>PARAMETER</b>	<b>CONDITIONS</b>	<b>SYMBOL</b>	<b>TYP</b>	<b>MAX</b>	<b>UNIT</b>
Forward voltage per diode <sup>(1)</sup>	$I_F = 100\text{mA}, T_J = 25^\circ\text{C}$	$V_F$	0.62	1.00	V
	$I_F = 5\text{mA}, T_J = 25^\circ\text{C}$			0.72	
Reverse current @ rated $V_R$ per diode <sup>(2)</sup>	$V_R = 20\text{V}, T_J = 25^\circ\text{C}$	$I_R$	--	25	nA
	$V_R = 80\text{V}, T_J = 25^\circ\text{C}$			100	
Junction capacitance	1 MHz, $V_R = 0.5\text{V}$	$C_J$	--	9	$\mu\text{F}$

**Notes:**

1. Pulse test with  $PW = 0.3\text{ ms}$
2. Pulse test with  $PW = 30\text{ ms}$

<b>ORDERING INFORMATION</b>				
<b>PART NO.</b>	<b>PACKING CODE</b>	<b>PACKING CODE SUFFIX</b>	<b>PACKAGE</b>	<b>PACKING</b>
TS4448 (Note 1)	RG	G	0603	4K / 7" Reel

**Notes:**

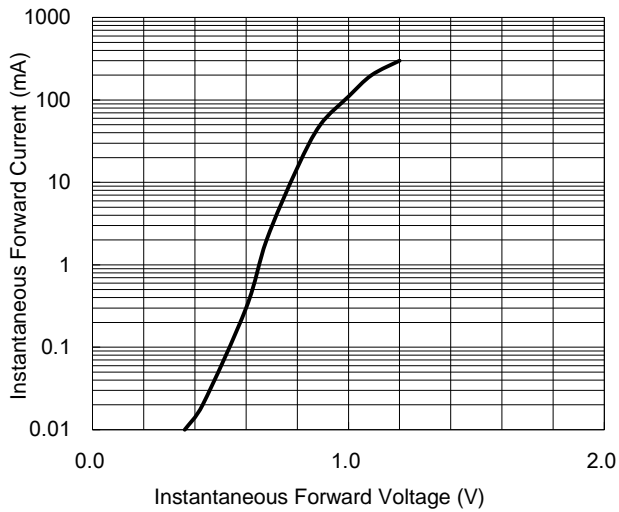
1. Whole series with green compound

<b>EXAMPLE</b>				
<b>EXAMPLE P/N</b>	<b>PART NO.</b>	<b>PACKING CODE</b>	<b>PACKING CODE SUFFIX</b>	<b>DESCRIPTION</b>
TS4448 RGG	TS4448	RG	G	Green compound

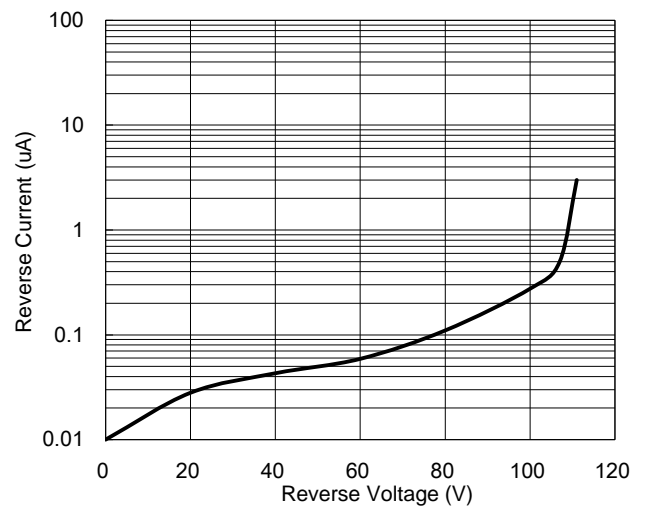
**CHARACTERISTICS CURVES**

( $T_A = 25^\circ\text{C}$  unless otherwise noted)

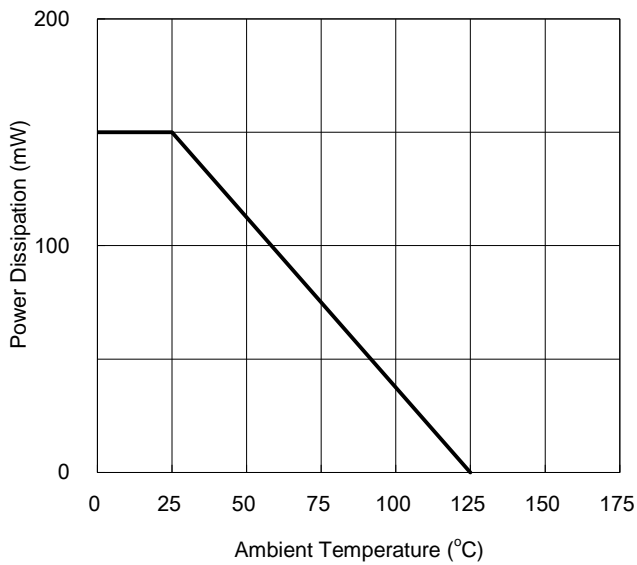
**Fig.1 Typical Forward Characteristics**



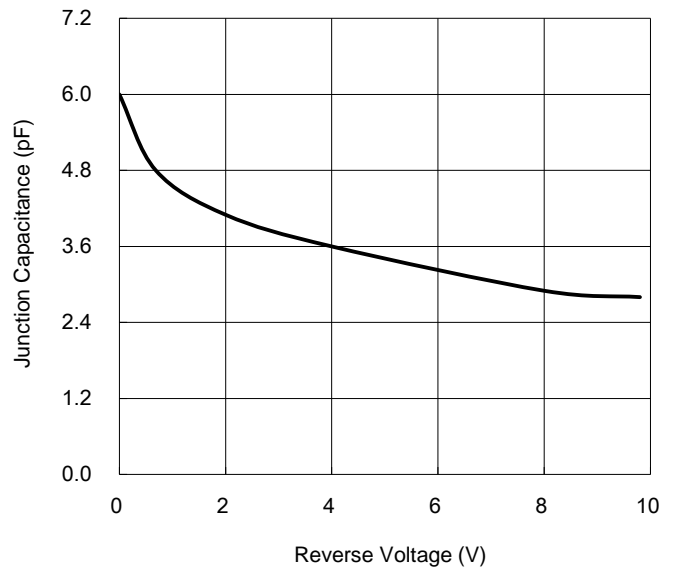
**Fig.2 Reverse Current VS. Reverse Voltage**



**Fig.3 Admissible Power Dissipation Curve**



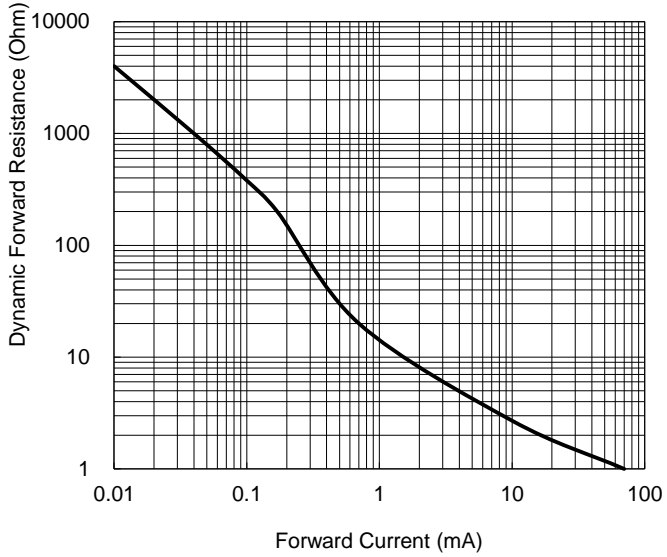
**Fig.4 Typical Junction Capacitance**



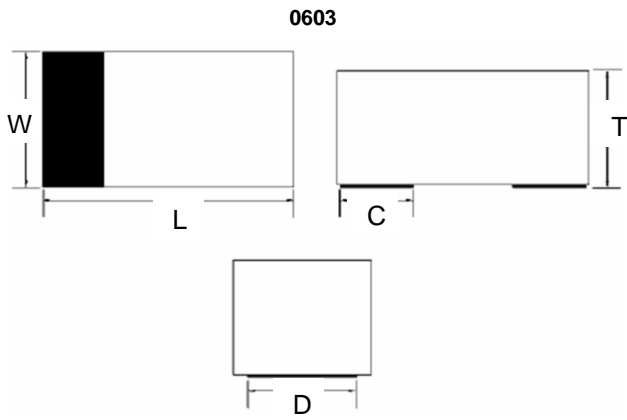
**CHARACTERISTICS CURVES**

(T<sub>A</sub> = 25°C unless otherwise noted)

**Fig.5 Forward Resistance VS.  
Forward Current**



**PACKAGE OUTLINE DIMENSION**



DIM.	Unit(mm)			Unit(inch)		
	Min	Typ	Max	Min	Typ	Max
L	1.60	-	1.80	0.063	-	0.071
W	0.80	-	1.00	0.031	-	0.039
T	0.70	-	0.85	0.028	-	0.033
C	-	0.45	-	-	0.018	-
D	-	0.70	-	-	0.028	-

## Notice

Specifications of the products displayed herein are subject to change without notice. TSC or anyone on its behalf, assumes no responsibility or liability for any errors or inaccuracies.

Information contained herein is intended to provide a product description only. No license, express or implied, to any intellectual property rights is granted by this document. Except as provided in TSC's terms and conditions of sale for such products, TSC assumes no liability whatsoever, and disclaims any express or implied warranty, relating to sale and/or use of TSC products including liability or warranties relating to fitness for a particular purpose, merchantability, or infringement of any patent, copyright, or other intellectual property right.

The products shown herein are not designed for use in medical, life-saving, or life-sustaining applications. Customers using or selling these products for use in such applications do so at their own risk and agree to fully indemnify TSC for any damages resulting from such improper use or sale.