

ignion[™]

Your innovation.
Accelerated.

DUO mXTEND[™] (NN03-320)

DATASHEET

DUO mXTEND[™] (NN03-320)

The DUO mXTEND[™] antenna booster can provide optimal performance, even under the restriction of **having no ground clearance beyond the antenna footprint**. This miniature and multipurpose component is designed to provide **GNSS** and **Bluetooth** connectivity worldwide, **simultaneously**, as well as other regions of the spectrum, such as 5G and UWB, simultaneously, thanks to its multiport nature.



Product Benefits

- **Multipurpose:** Multiband and multi-RAT IoT chip antenna component with 2 independent ports.
- **Smallest clearance:** No clearance beyond the antenna footprint.
- **Miniature:** Small form factor of 7.0 mm x 3.0 mm x 2.0 mm.
- **Best for combining:** One or more GNSS, Bluetooth, UWB and 5G applications.
- **Versatile:** Dual mounting on device corner or center edge.
- **Reliability:** Off-the-Shelf standard product, no antenna part customization (electronic optimization).
- **Use cases:** tracking devices, wearables, gaming devices, IoT-5G modules.

Operation Bands Summary

- GNSS, Bluetooth, 5G and UWB (1561 – 1606MHz, 2400 – 2500MHz, 3400 – 3800MHz, 3100 – 4800MHz and 6000 – 10600 MHz).

1. AVAILABLE SOLUTIONS SUMMARY

Class	Frequency Regions	Frequency range	More detailed info
2 Ports	4	1561MHz, 1575MHz, 1598MHz to 1606MHz, and 2400MHz to 2500MHz.	<u>GNSS + BLUETOOTH</u>
1 Port	3	1561 MHz, 1575 MHz, 1598MHz to 1606MHz	<u>GNSS</u>
1 Port	1	2400 MHz to 2500 MHz	<u>BLUETOOTH</u>
1 Port	1	3400 MHz to 3800 MHz	<u>5G</u>
1 Port	1	3100 MHz to 4800 MHz and 6000 MHz to 10600 MHz	<u>UWB</u>
1 Port	2	2400MHz to 2500MHz, 4900MHz to 5900MHz	<u>WIFI DUAL BAND</u>

2. DETAILED AVAILABLE SOLUTIONS

2.1. GNSS AND BLUETOOTH SOLUTION (2-port)

Technical features	BeiDou	GPS & GALILEO	GLONASS	Bluetooth
	1561MHz	1575MHz	1598 – 1606MHz	2400 – 2500MHz
Average Efficiency	> 40%	> 45%	> 50%	> 50%
Peak Gain	-1.1 dBi	-1.0 dBi	-1.0 dBi	-0.9 dBi
VSWR	< 3:1			
Radiation Pattern	Omnidirectional			
Polarization	Linear			
Weight (approx.)	0.11 g.			
Temperature	-40 to +125 °C			
Impedance	50 Ω			
Dimensions (L x W x H)	7.0 mm x 3.0 mm x 2.0 mm			

Technical features. Measures from the evaluation board (80 mm x 40 mm x 1 mm).

2.2 GNSS SOLUTION (1-port)

Technical features	1561 MHz	1575 MHz	1598 – 1606 MHz
Average Efficiency	> 60 %	> 70 %	> 60 %
Peak Gain	1.6 dBi	1.8 dBi	1.1 dBi
VSWR	< 2.5:1		
Radiation Pattern	Omnidirectional		
Polarization	Linear		
Weight (approx.)	0.11 g.		
Temperature	-40 to +125 °C		
Impedance	50 Ω		
Dimensions (L x W x H)	7.0 mm x 3.0 mm x 2.0 mm		

Technical features. Measures from the evaluation board (80 mm x 40 mm x 1 mm).

2.3 BLUETOOTH SOLUTION (1-port)

Technical features	2400 MHz – 2500 MHz
Average Efficiency	> 70 %
Peak Gain	1.8 dBi
VSWR	< 2.5:1
Radiation Pattern	Omnidirectional
Polarization	Linear
Weight (approx.)	0.11 g.
Temperature	-40 to +125 °C
Impedance	50 Ω
Dimensions (L x W x H)	7.0 mm x 3.0 mm x 2.0 mm

Technical features. Measures from the evaluation board (80 mm x 40 mm x 1 mm).

2.4 5G SOLUTION (1-port)

Technical features	3.4 – 3.8 GHz
Average Efficiency	> 60%
Peak Gain	2.6 dBi
VSWR	< 3.0:1
Radiation Pattern	Omnidirectional
Polarization	Linear
Weight (approx.)	0.11 g.
Temperature	-40 to + 125 °C
Impedance	50 Ω
Dimensions (L x W x H)	7.0 mm x 3.0 mm x 2.0 mm

Technical features. Measures from the evaluation board (80 mm x 40 mm x 1 mm).

2.5 UWB SOLUTION (1-port)

Technical features	Option 1 UWB (LFR)	Option 2 UWB (HFR)
	3.1 – 4.8 GHz	6.0 – 10.6 GHz
Average Efficiency	> 80%	> 80%
Peak Gain	2.3 dBi	3.6 dBi
VSWR	< 2.6:1	< 4.0:1
Radiation Pattern	Omnidirectional	
Polarization	Linear	
Weight (approx.)	0.11 g.	
Temperature	-40 to + 125 °C	
Impedance	50 Ω	
Dimensions (L x W x H)	7.0 mm x 3.0 mm x 2.0 mm	

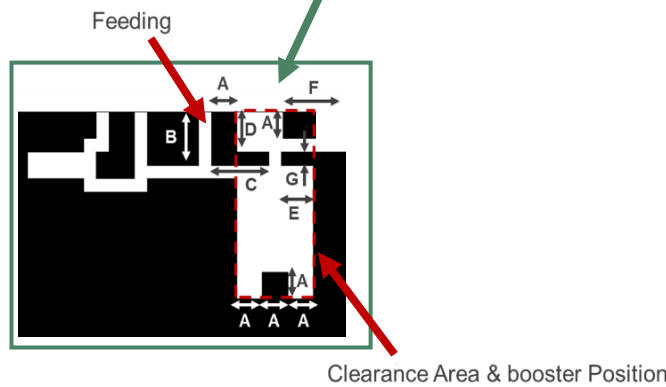

Technical features. Measures from the evaluation board (25 mm x 20 mm x 1 mm).

2.6 WIFI DUAL BAND SOLUTION (1-port)

Technical features	2.4 – 2.5 GHz	4.9 – 5.875 GHz
Average Efficiency	> 65%	> 65%
Peak Gain	4.1 dBi	3.8 dBi
VSWR	< 2.0:1	< 3.0:1
Radiation Pattern	Omnidirectional	
Polarization	Linear	
Weight (approx.)	0.11 g.	
Temperature	-40 to + 125 °C	
Impedance	50 Ω	
Dimensions (L x W x H)	7.0 mm x 3.0 mm x 2.0 mm	

Technical features. Measures from the evaluation board (80 mm x 40 mm x 1 mm).


2.7 ANTENNA FOOTPRINT: 1 PORT IN THE MIDDLE WITH SLOT CONFIGURATION



Measure	mm
A	1.0
B	2.0
C	2.25
D	1.5
E	1.25
F	2.2
G	0.5

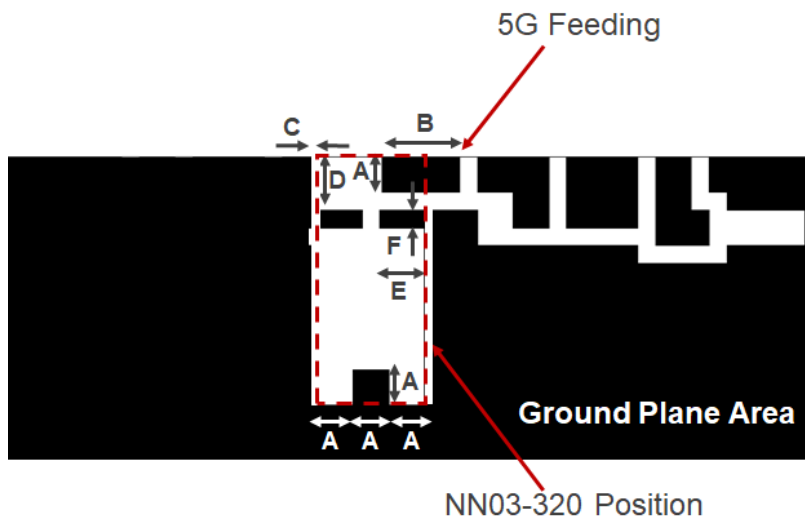
Tolerance: $\pm 0.05\text{mm}$

Footprint dimensions for the DUO mXTEND™ (NN03-320) antenna booster.



- Pin 1:** Mounting pad. This pad is not grounded.
- Pin 2:** Grounding pad.
- Pin 3:** Feeding pad.
- Pin 4:** Open pad.

2.8 ANTENNA FOOTPRINT: 1 PORT IN THE MIDDLE WITH MONOPOLE CONFIGURATION



Measure	mm
A	1.0
B	2.2
C	0.5
D	1.5
E	1.25
F	0.5

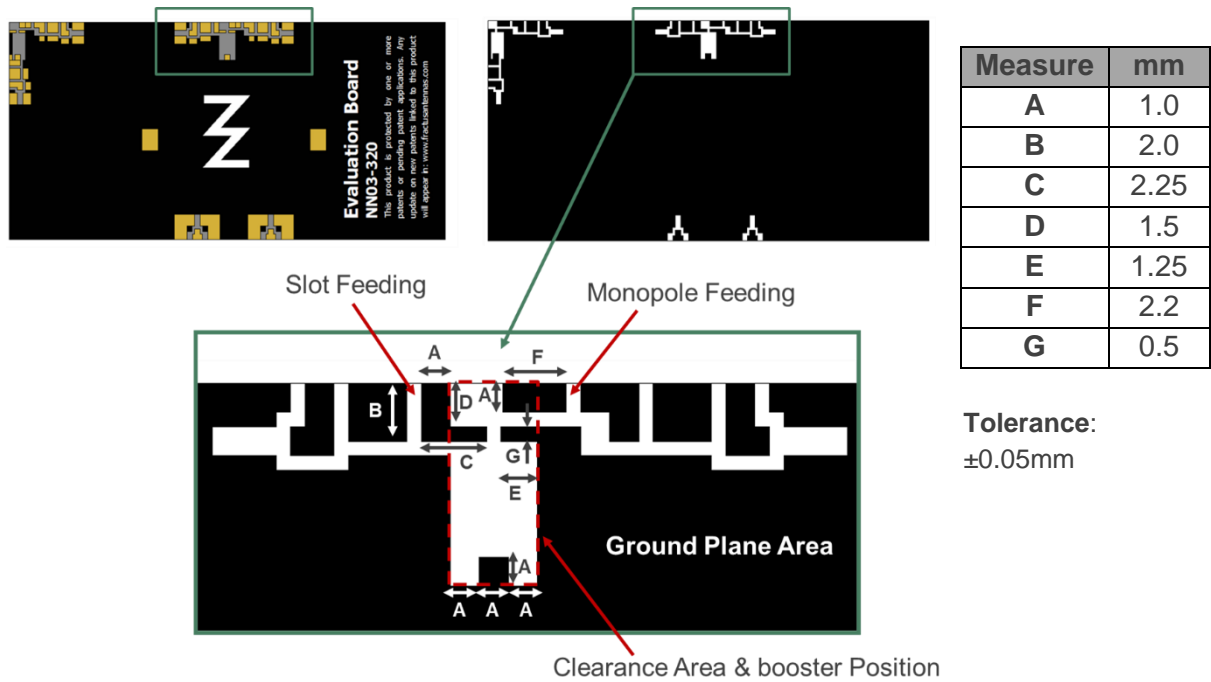
Tolerance: ±0.05mm

Footprint dimensions for the DUO mXTEND™ (NN03-320) antenna booster.




- Pin 1:** Mounting pad. This pad is not grounded.
- Pin 2:** Open.
- Pin 3:** Open.
- Pin 4:** Feeding pad.

2.9 ANTENNA FOOTPRINT: 2 PORTS IN THE MIDDLE

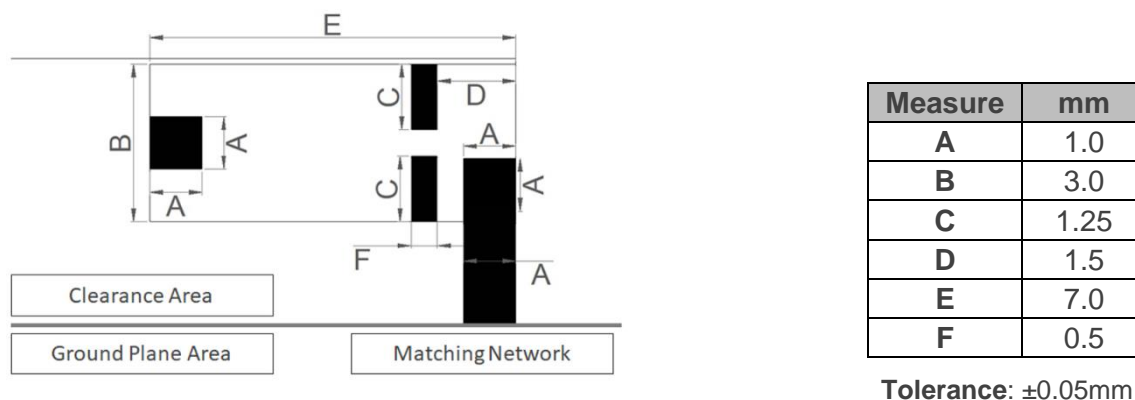


Footprint dimensions for the DUO mXTEND™ (NN03-320) antenna booster.

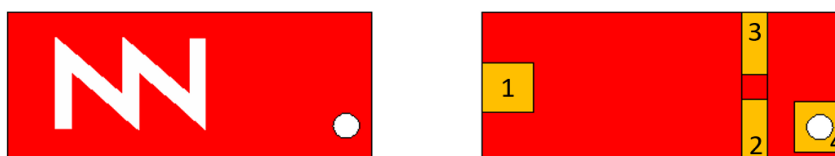


- Pin 1:** Mounting pad. This pad is not grounded.
- Pin 2:** Grounding pad.
- Pin 3:** Slot Feeding pad PORT 1.
- Pin 4:** Monopole Feeding pad PORT 2.

2.10 ANTENNA FOOTPRINT: 1 PORT IN THE CORNER



Footprint dimensions for the DUO mXTEND™ (NN03-320) antenna booster placed on the corner.



- Pin 1:** Mounting pad. This pad is not grounded.
- Pin 2:** Open
- Pin 3:** Open
- Pin 4:** Feeding pad.

If you are designing a device with a different size or operating frequency than shown above, you can assess the performance of this configuration using our free-of-charge [Oxion™](#) platform. This platform provides a complete design report, including expected performance and tailored design guide, within 24 hours. For additional information about Ignion's range of R&D services, please visit: <https://ignion.io/resources-support/technical-center/engineering-support/>. If you require further assistance, please contact support@ignion.io.

Purchase this or other evaluation boards through our main distributors by visiting the following link: <https://ignion.io/distributors/>.

ignion[™]

Your innovation.
Accelerated.

Contact:
support@ignion.io
+34 935 660 710