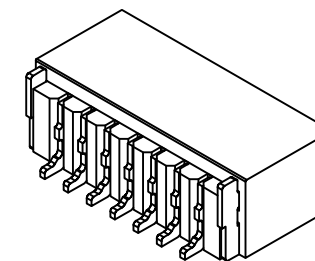
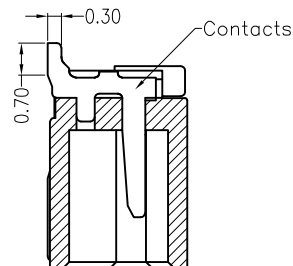
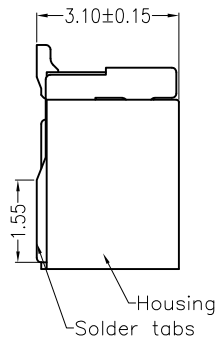
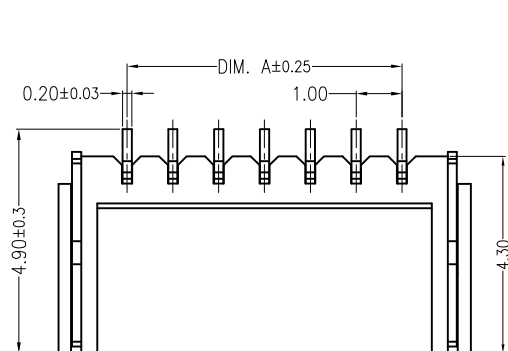
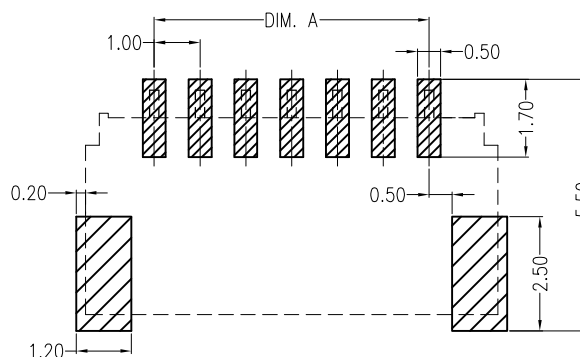
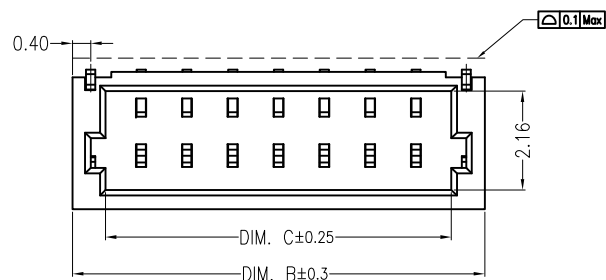


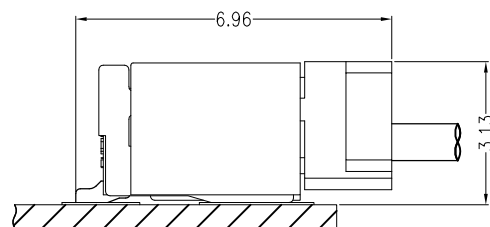
修订 REV	标记 MARK	修改摘要 REVISION DESCRIPTION	签名 SIGNATURE	日期 DATE
A0		NEW DWG	黄艳兰	2019-03-29



Circuit	Dimensions (mm)		
	DIM. A	DIM. B	DIM. C
02	1.00	4.00	2.45
03	2.00	5.00	3.45
04	3.00	6.00	4.45
05	4.00	7.00	5.45
06	5.00	8.00	6.45
07	6.00	9.00	7.45
08	7.00	10.00	8.45
09	8.00	11.00	9.45
10	9.00	12.00	10.45
11	10.00	13.00	11.45
12	11.00	14.00	12.45
13	12.00	15.00	13.45
14	13.00	16.00	14.45
15	14.00	17.00	15.45
16	15.00	18.00	16.45
20	19.00	22.00	20.45



Recommend PCB Layout



Assembly Layout

**Specifications:**

- Contact resistance:  $\leq 20\text{m}\Omega$
- Insulation resistance:  $\geq 100\text{M}\Omega$
- Rated voltage: 50V AC DC
- Rated current: 1.0A AC DC
- Withstand voltage: 500V AC/minute
- Temperature range:  $-25^{\circ}\text{C} \sim +105^{\circ}\text{C}$
- Housing: LCP UL94V-0 (Natural/Black)
- Contacts: Phosphor bronze (Matte sn/Gold plating)
- Solder tabs: Phosphor bronze/Matte sn

**深圳市华德共创科技有限公司**  
 Shenzhen Huade co-create Technology Co., LTD  
 电话: 0755-27129737 传真: 0755-29940187

-TOLERANCES- UNLESS OTHERWISE SPECIFIED 公差参数表			TITLE: 产品名称: SH1.0卧贴			
X.X ± 0.30	X.X° ± 3°	APPD: 核准: 谢亮	PART NO: 产品编号: HDGC1002WRE-S-XP			
X.XX ± 0.30	X.XX° ± 2°	CHECK: 校对: 王建业	DATE	SCALE	UNIT	CODE NUMBER
X.XXX ± 0.10	X.XXX° ± 1°	DRAW: 绘图: 黄艳兰	2019-03-29	1:1	mm	A018