

Part No. 1004627

GPS/GLONASS Patch Antenna with Cable

1.575, 1.602 GHz

Supports: Tracking, Smart Home, Agriculture, Automotive, Healthcare, Digital Signage, Wearables, Industrial Devices



GPS / GLONASS Patch Antenna

1.575 & 1.602 GHz

KEY BENEFITS

Reduced Costs & Time-to-Market

Standard antennas eliminate design fees, redesign cycle time and minimize risk associated with customer solution. Quicker time to market.

Quicker Time-to-Market

By optimizing antenna size, performance and emissions, customer and regulatory specifications are more easily met.

Reliability

Products are the latest RoHS version compliant.

APPLICATIONS

- Embedded design
- POS, Headsets, Tablets
- Gateway, Access Point
- Telematics
- Tracking
- Healthcare
- M2M, Industrial devices
- Smart Grid
- OBD-II

KYOCERA AVX antennas deliver on the key needs of device designers for higher functionality and performance in smaller/thinner designs. These innovative antennas provide compelling advantages for a GPS/GLONASS enabled handheld devices, media players and other mobile devices.

Electrical Specifications

Typical characteristics measured on a 70 x 70 mm PCB ground plane.

Frequency (GHz)	1.575	1.602
GNSS Bands	GPS	GLONASS
Peak Gain	3.7 dBi	3.0 dBi
Gain at Zenith	3.59 dBic	1.04 dBic
Axial Ratio	1.0 dB	8.0 dB
Average Efficiency	60%	36%
VSWR	< 2.0:1	< 3.0:1
Polarization	R.H.C.P	
Feed Point Impedance	50 Ω	

Mechanical Specifications & Ordering Part Number


Ordering Part Number	1004627
Size (mm)	25.0 x 25.0 x 5.3
Mounting	Drop-in (Adhesive)
Weight (grams)	6.8
Packaging	Plastic Tray
Connector	IPEX MHF3
Cable (mm)	Gray Ø 0.81 coax , 72.0 cable

GPS / GLONASS Patch KYOCERA AVX Embedded Antenna Specifications KYOCERA AVX produces a wide variety of standard and custom antennas to meet user needs.

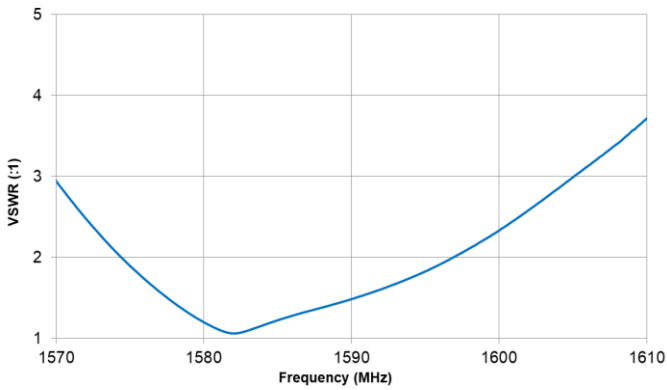
VSWR, Efficiency, Peak Gain, and Axial Ratio Plots

Typical performance on 70 x 70 mm PCB

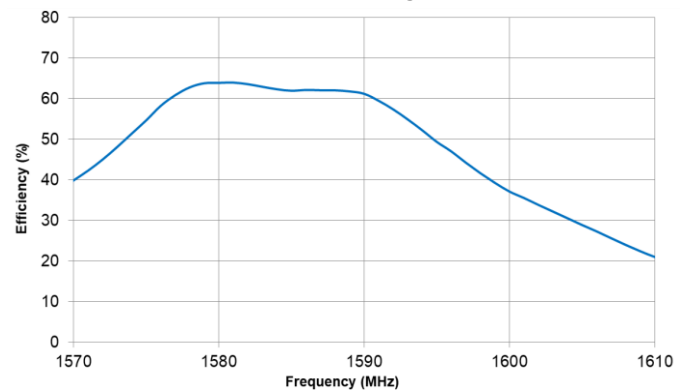
Teste Setup: 1004627
 GPS antenna
 (25 x 25 x 5.3 mm, 72mm cable) On 70 x 70 mm ground plane



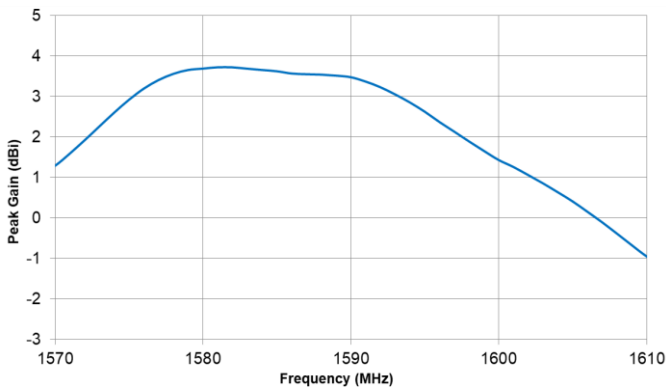
VSWR



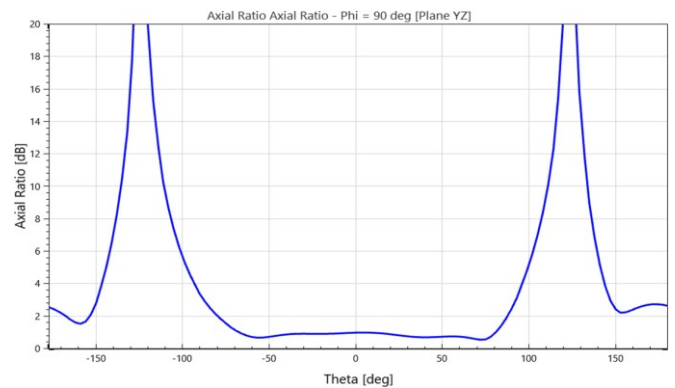
Efficiency



Peak Gain



Axial Ratio (1585 MHz)

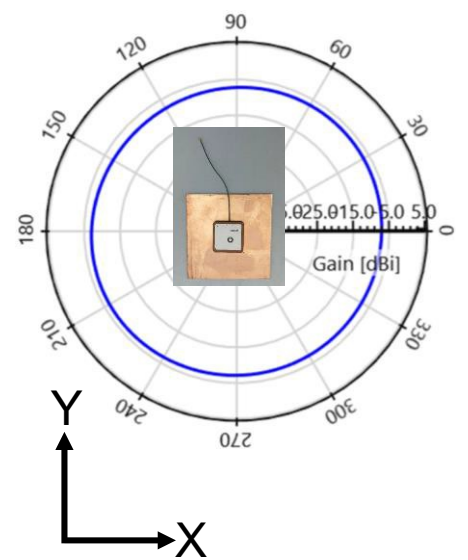
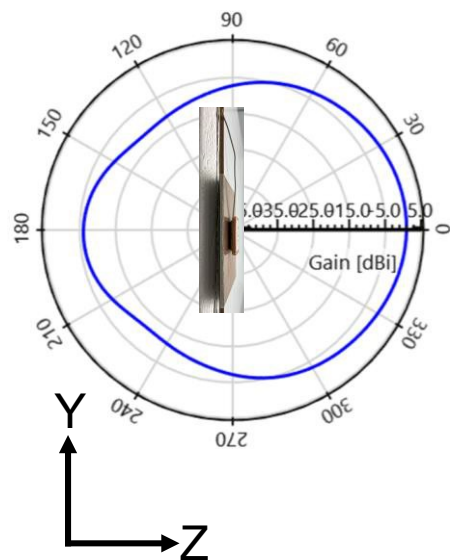
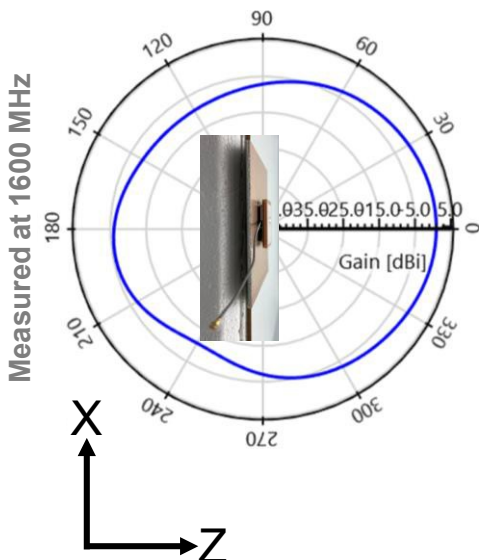
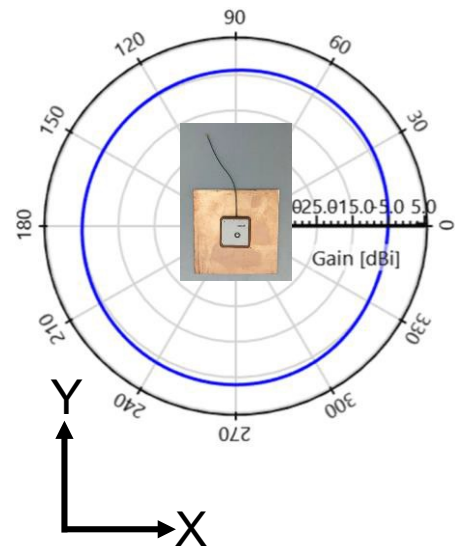
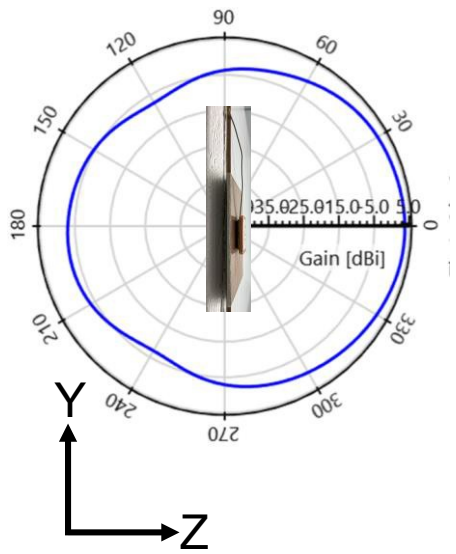
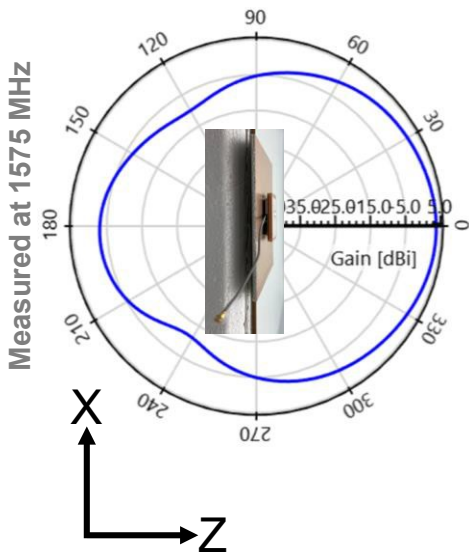


GPS / GLONASS Patch KYOCERA AVX Embedded Antenna Specifications KYOCERA AVX produces a wide variety of standard and custom antennas to meet user needs.

Antenna Radiation Patterns

Typical performance on 70 x 70 mm PCB Measured

@ 1575, 1600 MHz



GPS / GLONASS Patch KYOCERA AVX Embedded Antenna Specifications KYOCERA AVX produces a wide variety of standard and custom antennas to meet user needs.

Mechanical Dimensions

Typical antenna dimensions (mm)

Part Number	A (mm)	B (mm)	C (mm)	D (mm)
1004627	25.0 ± 0.2	25.0 ± 0.2	5.3	72.0 ± 2.0

