

62430-1 ✓ ACTIVE

MAG-MATE | MAG-MATE 187

TE Internal #: 62430-1

Solder Post, Mating Tab Width 1.27 mm [.05 in], Size 1, 28 – 25

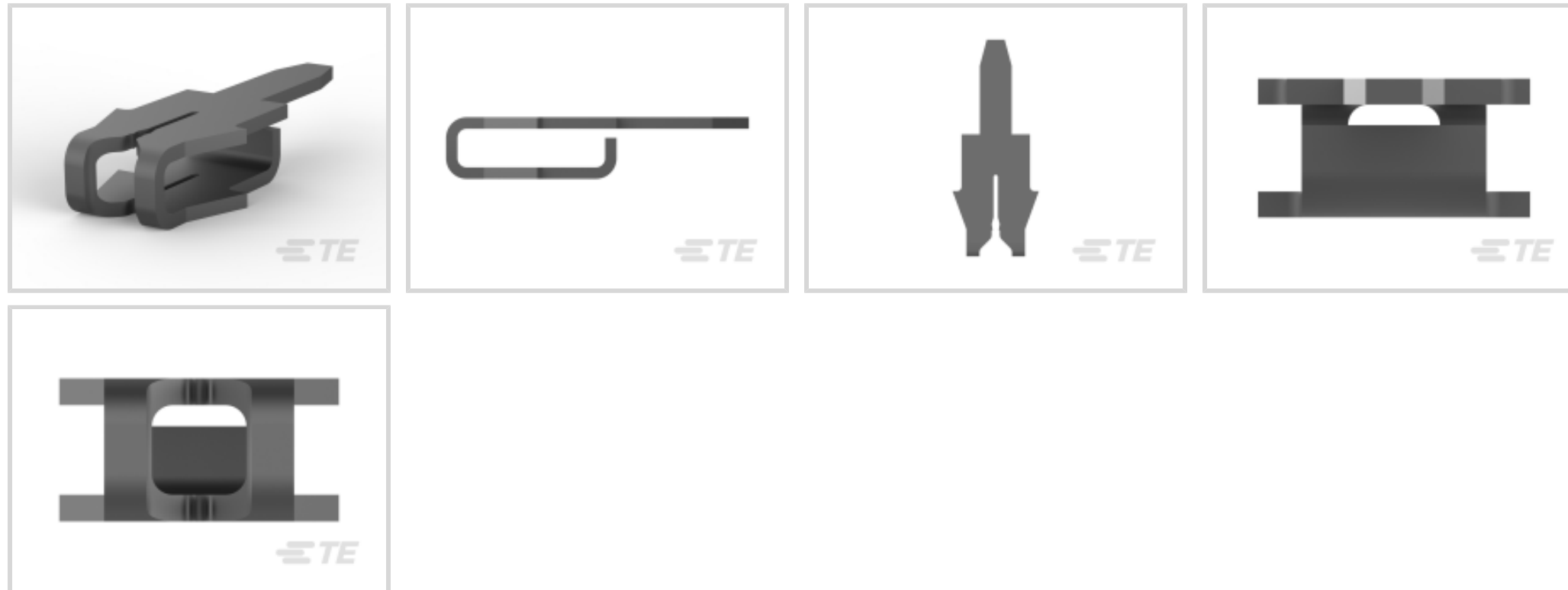
AWG Aluminum Wire, .32 – .45 mm Aluminum Wire, MAG-MATE

187, Magnet Wire Terminals

[View on TE.com >](#)



Terminals & Splices > Magnet Wire Terminals



Magnet Wire Terminal Type: **Solder Post**

Mating Tab Width: **1.27 mm [.05 in]**

Mating Tab Thickness: **.3 mm [.012 in]**

Compatible With Cavity Size: **Size 1**

Aluminum Wire Size: **28 – 25 AWG**

Features

Product Type Features

Compatible With Discrete Wire Type	Magnet Wire, Solid
------------------------------------	--------------------

Body Features

Compatible With Cavity Size	Size 1
-----------------------------	--------

Contact Features

Magnet Wire Terminal Type	Solder Post
Mating Tab Width	1.27 mm [.05 in]
Mating Tab Thickness	.3 mm [.012 in]
Terminal Plating Material	Tin
Contact Underplating Material	Nickel
Terminal Orientation	Straight

Termination Features

Termination Method to Wire & Cable	Insulation Displacement (IDC)
------------------------------------	-------------------------------

Mechanical Attachment



Wire Insulation Support	Without
-------------------------	---------

Dimensions

Terminal Height	4.75 mm[.187 in]
-----------------	------------------

Aluminum Wire Size	.32 – .45 mm
--------------------	--------------

Magnet Wire Size	.25 – .32 mm
------------------	--------------

Stock Thickness (Magnet Wire Side)	.3 mm[.012 in]
------------------------------------	----------------

Product Length	8.38 mm[.33 in]
----------------	-----------------

Usage Conditions

Insulation Option	Uninsulated
-------------------	-------------

Operating Temperature Range	-65 – 150 °C[-85 – 302 °F]
-----------------------------	----------------------------

Operation/Application

Compatible With Wire Base Material	Copper
------------------------------------	--------

Identification Marking

Identification Number	6
-----------------------	---

Industry Standards

Compatible With Agency/Standards Products	RU (UL Component Program)
---	---------------------------

Packaging Features

Packaging Quantity	12000
--------------------	-------

Packaging Method	Reel, Reel/Carton
------------------	-------------------

Product Compliance

[For compliance documentation, visit the product page on TE.com>](#)

EU RoHS Directive 2011/65/EU	Compliant
------------------------------	-----------

EU ELV Directive 2000/53/EC	Compliant
-----------------------------	-----------

China RoHS 2 Directive MIIT Order No 32, 2016	No Restricted Materials Above Threshold
---	---

EU REACH Regulation (EC) No. 1907/2006	Current ECHA Candidate List: JUNE 2024 (241) Candidate List Declared Against: JUNE 2024 (241) Does not contain REACH SVHC
--	---



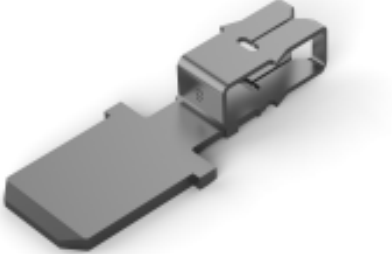









Halogen Content	Low Halogen - Br, Cl, F, I < 900 ppm per homogenous material. Also BFR/CFR/PVC Free
-----------------	---

Solder Process Capability	Pin-in-Paste capable to 260°C
---------------------------	-------------------------------

Product Compliance Disclaimer

This information is provided based on reasonable inquiry of our suppliers and represents our current actual knowledge based on the information they provided. This information is subject to change. The part numbers that TE has identified as EU RoHS compliant have a maximum concentration of 0.1% by weight in homogenous materials for lead, hexavalent chromium, mercury, PBB, PBDE, DBP, BBP, DEHP, DIBP, and 0.01% for cadmium, or qualify for an exemption to these limits as defined in the Annexes of Directive 2011/65/EU (RoHS2). Finished electrical and electronic equipment products will be CE marked as required by Directive 2011/65/EU. Components may not be CE marked. Additionally, the part numbers that TE has identified as EU ELV compliant have a maximum concentration of 0.1% by weight in homogenous materials for lead, hexavalent chromium, and mercury, and 0.01% for cadmium, or qualify for an exemption to these limits as defined in the Annexes of Directive 2000/53/EC (ELV). Regarding the REACH Regulation, the information TE provides on SVHC in articles for this part number is based on the latest European Chemicals Agency (ECHA) 'Guidance on requirements for substances in articles' posted at this URL: <https://echa.europa.eu/guidance-documents/guidance-on-reach>

Compatible Parts

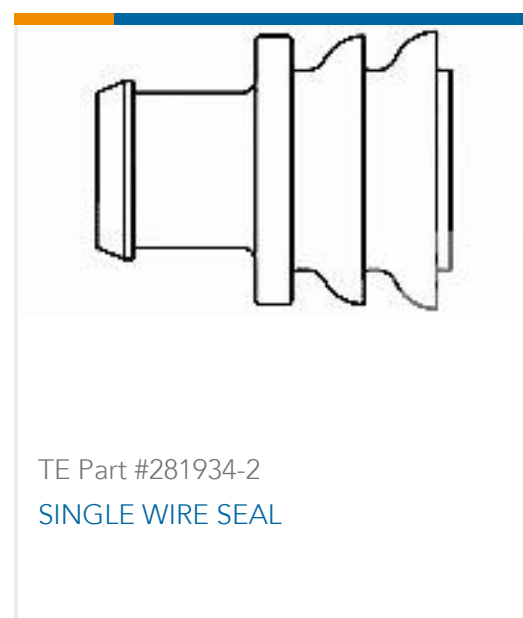
 <p>TE Part # 1217302-1 SOLDER TAB .041 MAG-MATE</p>	 <p>TE Part # 1217146-1 TERMINAL, F-CRIMP MAG-MATE</p>	 <p>TE Part # 62651-1 MAG-MATE 250FTAB 30-27 013TPBR</p>	 <p>TE Part # 62439-1 MAG-MATE POST 22-24 013 TPBR</p>
 <p>TE Part # 62874-1 MAG-MATE POST 27-30 013 TPBR</p>	 <p>TE Part # 63818-1 TERM MAG-MATE POST 30-28TPCUBR</p>	 <p>TE Part # 63819-1 TERM MAG-MATE POST 24-22TPCUBR</p>	 <p>TE Part # 160810-2 MAG MATE WITH TAB</p>
 <p>TE Part # 62438-1 MAG-MATE POST 25-27 013 TPBR</p>	 <p>TE Part # 62608-1 MAG-MATE W/BBL 30-28 013TPBR</p>	 <p>TE Part # 1217013-1 TAB, 059 MAG-MATE TPBR</p>	 <p>TE Part # 1217405-1 TAB, MAG-MATE 071 X 025, 187</p>



Also in the Series | **MAG-MATE 187**



Customers Also Bought



Documents

Product Drawings

MAG-MATE POST 28-30 013 TPBR

English

CAD Files

3D PDF

3D



Customer View Model

[ENG_CVM_CVM_62430-1_AJ.2d_dxf.zip](#)

English

Customer View Model

[ENG_CVM_CVM_62430-1_AJ.3d_igs.zip](#)

English

Customer View Model

[ENG_CVM_CVM_62430-1_AJ.3d_stp.zip](#)

English

By downloading the CAD file I accept and agree to the [Terms and Conditions](#) of use.

Datasheets & Catalog Pages

[Magnet Wire Terminals & Splices](#)

English

Product Specifications

[Application Specification](#)

English

Agency Approvals

[UL Report](#)

English