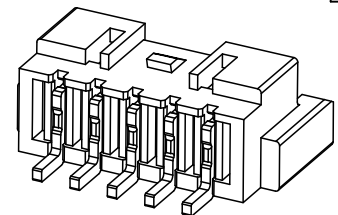
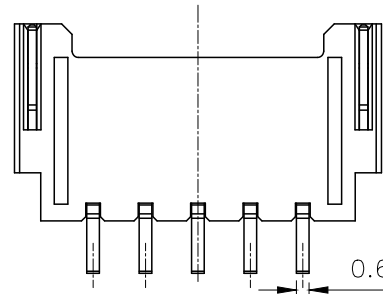
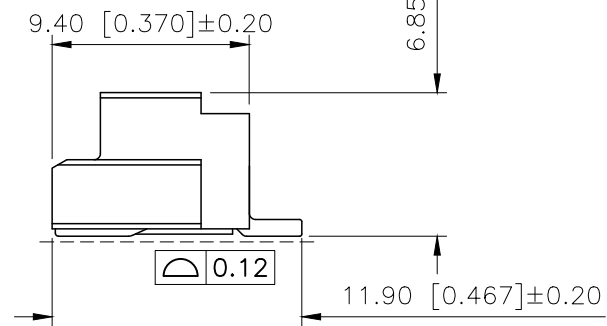
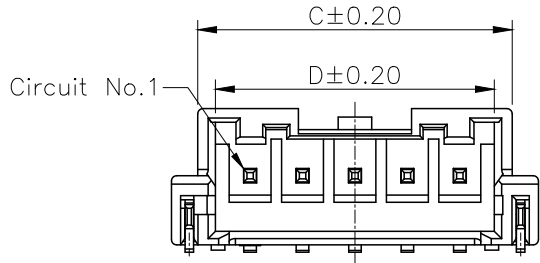


REVISIONS					
REV.	ECN NO.	LOCATION	DESCRIPTION	DATE	DESIGN
A0	N/A		INITIAL RELEASE	/	/
A1	N/A		图面升级整理图面	2024.9.12	阿树

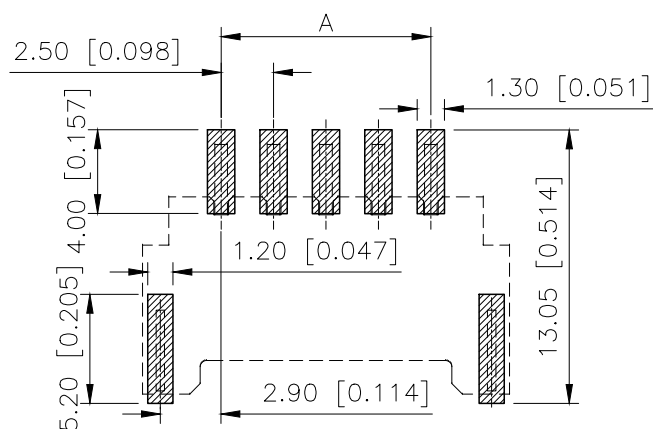
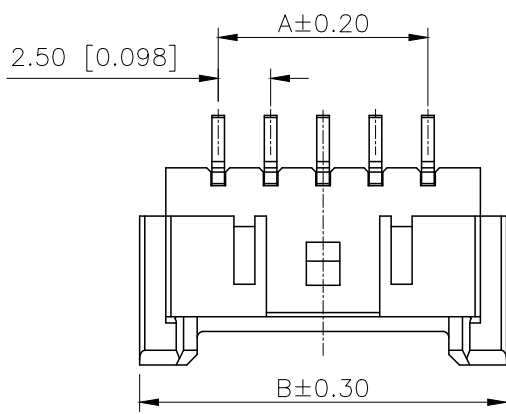


- SPECIFICATIONS
- Voltage rating:250V AC/DC
 - Current rating:3A AC/DC
 - Withstanding Voltage:1000V AC/minute
 - Temperature range:-40°C~+125°C
 - Insulation resistance:≥1000MΩ
 - Contact resistance:≤10mΩ



PART NO.:
X2508 W R S-XX 9T SN
 ① ② ③ ④ ⑤ ⑥ ⑦

- ①Series No
- ②Category:W-Wafer
- ③Welding Board Angle:R-Straight 90°
- ④Welding Way:S-SMT
- ⑤Row No.Pin No:XX-02~15Pin
- ⑥Material: 9T-PA9T UL94V-0(BEIGE)
- ⑦Planting:SN-Tin Plated



Poles	Dimensions(mm)				Poles	Dimensions(mm)			
	A	B	C	D		A	B	C	D
02	2.50	10.00	7.50	5.80	09	20.00	27.50	25.00	23.30
03	5.00	12.50	10.00	8.30	10	22.50	30.00	27.50	25.80
04	7.50	15.00	12.50	10.80	11	25.00	32.50	30.00	28.30
05	10.00	17.50	15.00	13.30	12	27.50	35.00	32.50	30.80
06	12.50	20.00	17.50	15.80	13	30.00	37.50	35.00	33.30
07	15.00	22.50	20.00	18.30	14	32.50	40.00	37.50	35.80
08	17.50	25.00	22.50	20.80	15	35.00	42.50	40.00	38.30

RECOMMENDED PCB LAYOUT

X2508WRS-XX-9TSN	PA9T	Brass	X2508H
PART NO	Material	Material(Pin)	Suitable XKB Housing

AuGLAR	±5°
X.	±0.40
X.x	±0.30
X.xx	±0.20
X.xxx	±0.15
UNSPECIFIED TOLERANCES	



DESIGN	阿树	VIEW:		MODEL TYPE:	2.50mm Crimp Style Connectors
CHECKED		UNIT:	mm/in	PART NO.:	X2508WRS-XX-9TSN
APPROVED		SIZE:	A4	DWG NO.:	