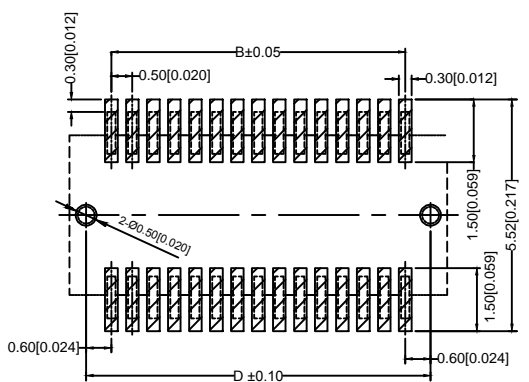
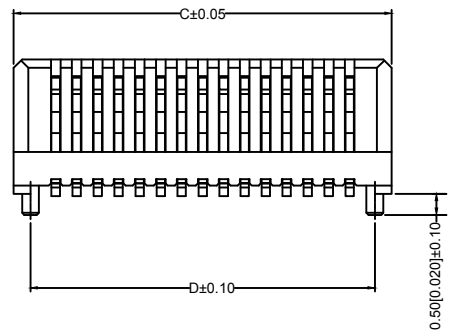


Specifications:

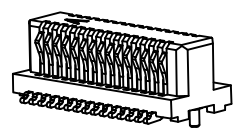
- Voltage rating:250V AC/DC  
250V AC/DC
- Current rating:3A AC/DC  
3A AC/DC
- Withstanding voltage:1500V AC/minute  
1500V AC/
- Temperature range:-25 +85  
-25 +85
- Insulation resistance:≥1000MΩ  
≥1000MΩ
- Contact resistance:≤20mΩ  
≤20mΩ
- After environmental testing:≤40mΩ  
≤40

X0509 W V S-XX X X S- LP V01  
○ ○ ○ ○ ○ ○ ○ ○ ○ ○

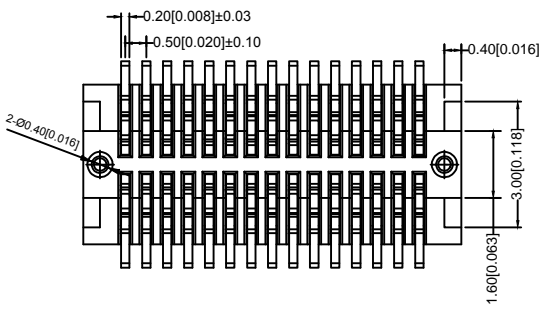
- 1.Series No
- 2.Category:W-WAFER
- 3.Welding Board Angle:V-Straight 90°
- 4.Welding Way:S-SMT
- 5.Row No-Pin No:XXP
- 6.Female Height:A:3.95mm
- 7.Male Height:D:1.05mm;
- 8.special No:S-With positioning Column
- 9.Material:LP-LCP
- 10.Metal plating:Gold Flash



RECOMMENDED PCB PATTERN DIM.  
TOLERANCE : ±0.05



3D VIEW



MATED HEIGHT
X0509WVS-XXXXS-LPV01
Single high
X0509WVS-XXXXS-LPV01

NO. of contacts	Dimensions				NO. of contacts	Dimensions			
	A	B	C	D		A	B	C	D
4	2.50	0.50	2.50	1.70	32	9.50	7.50	9.50	8.70
6	3.00	1.00	3.00	2.20	34	10.00	8.00	10.00	9.20
8	3.50	1.50	3.50	2.70	36	10.50	8.50	10.50	9.70
10	4.00	2.00	4.00	3.20	38	11.00	9.00	11.00	10.20
12	4.50	2.50	4.50	3.70	40	11.50	9.50	11.50	10.70
14	5.00	3.00	5.00	4.20	42	12.00	10.00	12.00	11.20
16	5.50	3.50	5.50	4.70	44	12.50	10.50	12.50	11.70
18	6.00	4.00	6.00	5.20	46	13.00	11.00	13.00	12.20
20	6.50	4.50	6.50	5.70	48	13.50	11.50	13.50	12.70
22	7.00	5.00	7.00	6.20	50	14.00	12.00	14.00	13.20
24	7.50	5.50	7.50	6.70	52	14.50	12.50	14.50	13.70
26	8.00	6.00	8.00	7.20	60	16.50	14.50	16.50	15.70
28	8.50	6.50	8.50	7.70	70	19.00	17.00	19.00	18.20
30	9.00	7.00	9.00	8.20	80	21.50	19.50	21.50	20.70

MARK	DESCRIPTION	DATE	REVISED	APPROVED	UNSPECIFIED TOLERANCES
ΔX					ANGLAR ±5°
ΔX					L ≤ 4 ±0.2
ΔX					4 < L ≤ 16 ±0.3
					16 < L ≤ 63 ±0.4
					L > 63 ±0.5



XKB INDUSTRIAL PRECISION CO., LIMITED

DSND		SCALE: N/A	MODEL TYPE:
DWN		VIEW:	PART NO.:
CHKD		UNIT: mm/in	0.50mm IDC Style Connectors
APPD		SIZE: A4	DWG NO.:
			X0509WVS-XXXXS-LPV01
			WEIGHT
			SHEET
			REVISION
			1/1
			A0