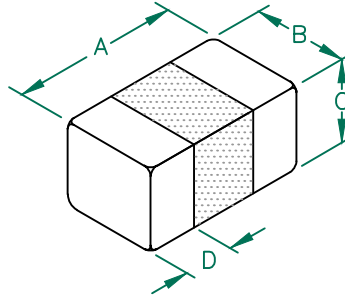


LI0402E600R-10

PHYSICAL DIMENSIONS:

A	1.01 [.040]	±	0.18 [.007]
B	0.50 [.020]	±	0.20 [.008]
C	0.50 [.020]	±	0.20 [.008]
D	0.30 [.012]		MAX.

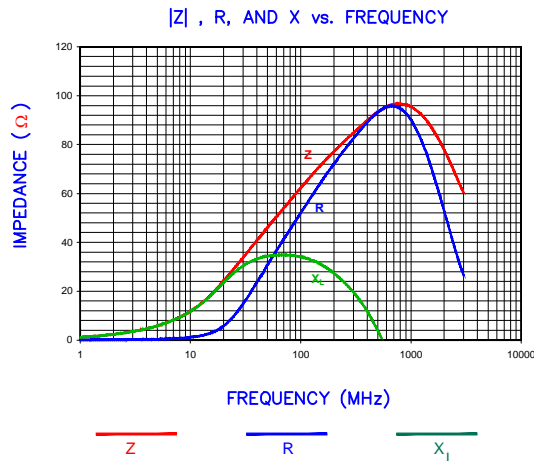
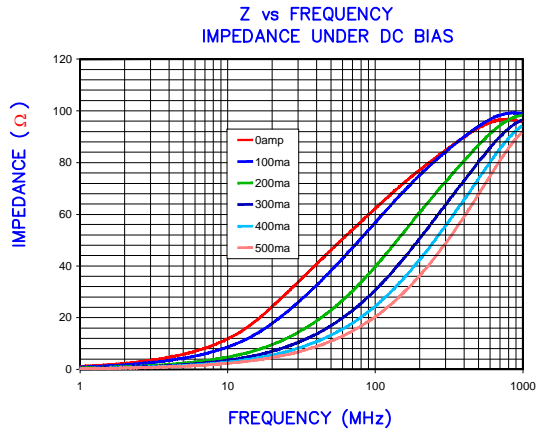


ELECTRICAL CHARACTERISTICS:

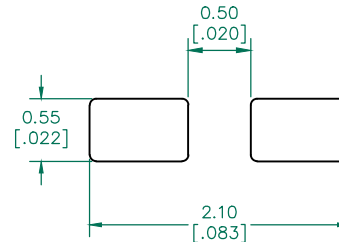
	Z @ 100MHz (Ω)	DCR (Ω)	Rated Current
Nominal	60		
Minimum	45		
Maximum	75	0.30	500 mA

NOTES: UNLESS OTHERWISE SPECIFIED

1. TAPED AND REELED per CURRENT EIA SPECIFICATIONS 7" REELS, 10,000 PCS/REEL, PAPER TAPE.
2. TERMINATION FINISH IS 100% TIN.
3. COMPONENTS SHOULD BE ADEQUATELY PREHEATED BEFORE SOLDERING.
4. OPERATING TEMP. RANGE: $-40^{\circ}\text{C} \sim +125^{\circ}\text{C}$. (INCLUDING SELF-HEATING)

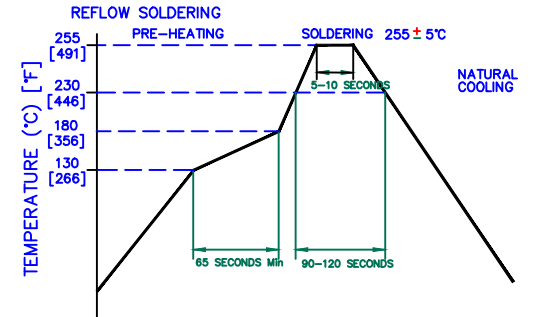


LAND PATTERNS FOR REFLOW SOLDERING



(For wave soldering, add 0.763 [.030] to this dimension.)

RECOMMENDED SOLDERING CONDITIONS



DIMENSIONS ARE IN mm [INCHES].				This print is the property of Laird Tech. and is loaned in confidence subject to return upon request and with the understanding that no copies shall be made without the written consent of Laird Tech. All rights to design or invention are reserved.		Laird	
D	ADD OPERATING TEMPERATURE UPDATE LAIRD LOGO AND REFLOW CURVE	08/05/13	QU	PROJECT/PART NUMBER:	LI0402E600R-10	REV	D
C	UPDATE COMPANY LOGO	07/09/08	JRK	PART TYPE:	CO-FIRE	SCALE:	NTS
B	CHG REEL QTY FROM 4000, ADD PAPER TAPE TO NOTE #1, ADD ROHS SYMBOL	11/14/07	JRK	DATE:	04/05/04	SHEET:	NTS
A	ORIGINAL DRAFT	04/05/04	TMB	CAD #	LI0402E600R-10-D	TOOL #	-
REV	DESCRIPTION	DATE	INT			1 of 1	