
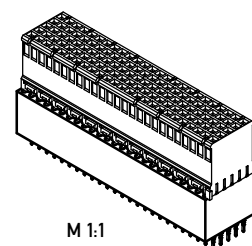
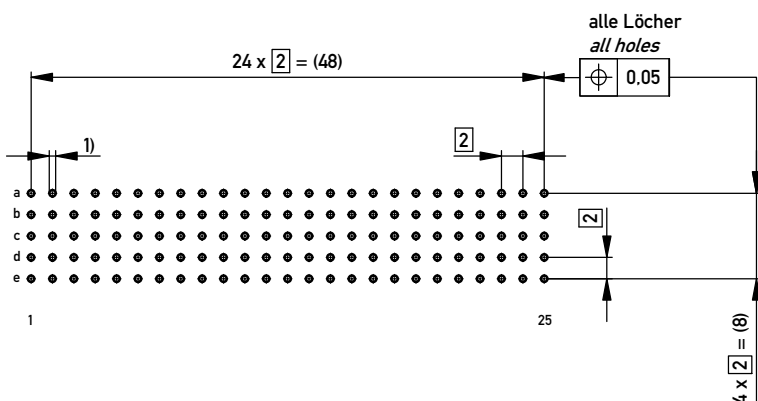


Bestückungsplan / Contact layout



■ = bestückt / assembled

Lochbild für Leiterplatte (Bestückungsseite) Board hole pattern (Component mounting side)



- 1) $\varnothing 0.6 \pm 0.05$ Durchmesser des metallisierten Loches
- $\varnothing 0.6 \pm 0.05$ Diameter of finished plated-through hole
- $\varnothing 0.7 \pm 0.02$ Bohrungsdurchmesser des Loches
- $\varnothing 0.7 \pm 0.02$ Diameter of drilled hole

Schichtaufbau im metallisierten Loch siehe Zeichnung 114406
Metal plating of plating-through hole see drawing 114406

Fehlende Maße und Angaben nach IEC 61076-4-101
Missing information and dimensions per 61076-4-101

Information: Distanzstück H=9.6 / distance h=9.6 All rights reserved. Only for Information. To ensure that this is the latest version of this drawing, please contact one of the ERNI companies before using.	Tolerances All Dimensions in mm	Scale 2:1
	Subject to modification without prior notice. Drawing will not be updated.	Designation ERmet-FS Federleiste B <i>ERmet-Female Straight Type B</i>
Index 05.12.2014 Date	www.ERNI.com	114021
Class ERMB		I A3

Copyright by ERNI Production GmbH & Co. KG
Proprietary notice pursuant to ISO 16068 to be observed.