

QTLP660C-R Red

QTLP660C-E Orange

QTLP660C-O Yellow-Orange

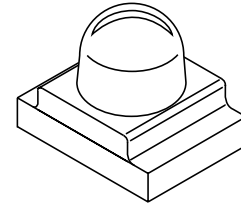
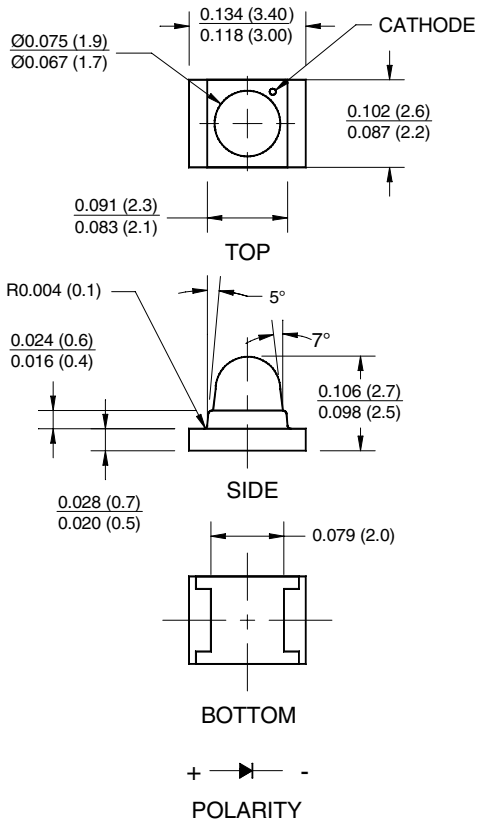
QTLP660C-Y Yellow

QTLP660C-AG Yellow-Green

QTLP660C-IG True Green

QTLP660C-IB Blue

PACKAGE DIMENSIONS



NOTE:

Dimensions for all drawings are in inches (mm).

APPLICATIONS

- Backlighting
- Status indication for consumer electronics and other equipment

DESCRIPTION

These super bright surface mount chip LEDs are designed with a 1.8 mm dome lens that focuses the light output.

FEATURES

- Small footprint - 3.2(L) X 2.4(W) X 2.6(H) mm
- AllnGaP technology for -R, -E, -O, -Y and -AG
- InGaN/SiC technology for -IG and -IB
- Narrow viewing angle of 30°
- Water clear optics
- Moisture-proof packaging
- Available in 0.315" (8mm) width tape on 7" (178mm) diameter reel; 2,000 units per reel

SURFACE MOUNT LED LAMP SUPER BRIGHT 1.8 mm (Dome Lens)

QTLP660C-R Red

QTLP660C-E Orange

QTLP660C-O Yellow-Orange

QTLP660C-Y Yellow

QTLP660C-AG Yellow-Green

QTLP660C-IG True Green

QTLP660C-IB Blue

ABSOLUTE MAXIMUM RATINGS (T_A =25°C Unless otherwise specified)

Parameter	Symbol	QTLP660C					Units
		-R	-E	-O	-Y	-AG	
Continuous Forward Current	I _F	30	30	30	25	30	mA
Peak Forward Current (f = 1.0 KHz, Duty Factor = 1/10)	I _{FM}	160	160	160	120	160	mA
Reverse Voltage	V _R	5	5	5	5	5	V
Power Dissipation	P _D	72	72	72	60	72	mW
Operating Temperature	T _{OPR}	-40 to +85					°C
Storage Temperature	T _{STG}	-40 to +90					°C
Lead Soldering Time	T _{SOL}	260 for 5 sec					°C

ABSOLUTE MAXIMUM RATINGS (T_A =25°C Unless otherwise specified)

Parameter	Symbol	QTLP660C		Units
		-IB	-IG	
Continuous Forward Current	I _F	30	30	mA
Peak Forward Current (f = 1.0 KHz, Duty Factor = 1/10)	I _{FM}	100	100	mA
Reverse Voltage	V _R	5	5	V
Power Dissipation	P _D	120	120	mW
Operating Temperature	T _{OPR}	-40 to +85		°C
Storage Temperature	T _{STG}	-40 to +90		°C
Lead Soldering Time	T _{SOL}	260 for 5 sec		°C

SURFACE MOUNT LED LAMP SUPER BRIGHT 1.8 mm (Dome Lens)

QTLP660C-R Red

QTLP660C-E Orange

QTLP660C-O Yellow-Orange

QTLP660C-Y Yellow

QTLP660C-AG Yellow-Green

QTLP660C-IG True Green

QTLP660C-IB Blue

ELECTRICAL / OPTICAL CHARACTERISTICS (T_A =25°C)

Part Number	Symbol	QTLP660C					Condition
		-R	-E	-O	-Y	-AG	
Luminous Intensity (mcd)	I _v	150	150	150	150	110	I _F = 20mA
Minimum		400	400	400	400	160	
Typical							
Forward Voltage (V)	V _F	2.4	2.4	2.4	2.4	2.4	I _F = 20mA
Maximum		2.0	2.0	2.0	2.0	2.0	
Typical							
Wavelength (nm)	λ _P	630	620	610	590	575	I _F = 20mA
Peak		624	615	605	589	573	
Dominant	λ _D						
Spectral Line Half Width (nm)	Δλ	20	18	18	15	20	I _F = 20mA
Viewing Angle (°)	2Θ _{1/2}	30	30	30	30	30	I _F = 20mA

ELECTRICAL / OPTICAL CHARACTERISTICS (T_A =25°C)

Part Number	Symbol	QTLP660C		Condition
		-IB	-IG	
Luminous Intensity (mcd)	I _v	110	500	I _F = 20mA
Minimum		150	900	
Typical				
Forward Voltage (V)	V _F	4.0	4.0	I _F = 20mA
Maximum		3.5	3.5	
Typical				
Wavelength (nm)	λ _P	465	520	I _F = 20mA
Peak		470	525	
Dominant	λ _D			
Spectral Line Half Width (nm)	Δλ	25	35	I _F = 20mA
Viewing Angle (°)	2Θ _{1/2}	30	30	I _F = 20mA

QTLP660C-R Red

QTLP660C-E Orange

QTLP660C-O Yellow-Orange

QTLP660C-Y Yellow

QTLP660C-AG Yellow-Green

QTLP660C-IG True Green

QTLP660C-IB Blue

TYPICAL PERFORMANCE CURVES (QTLP660C-R, -E, -O, -Y and -AG)

Fig. 1 Forward Current vs. Forward Voltage

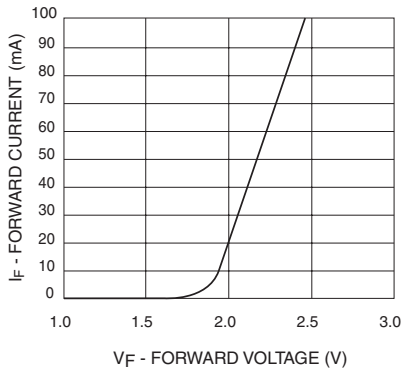


Fig. 2 Relative Luminous Intensity vs. DC Forward Current

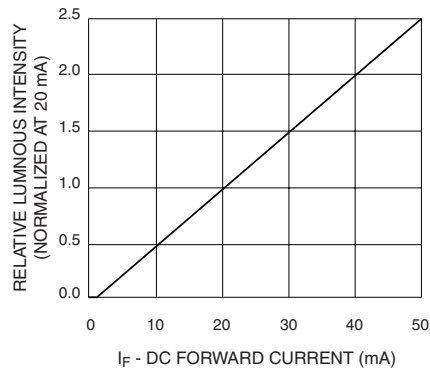


Fig. 3 Relative Intensity vs. Peak Wavelength

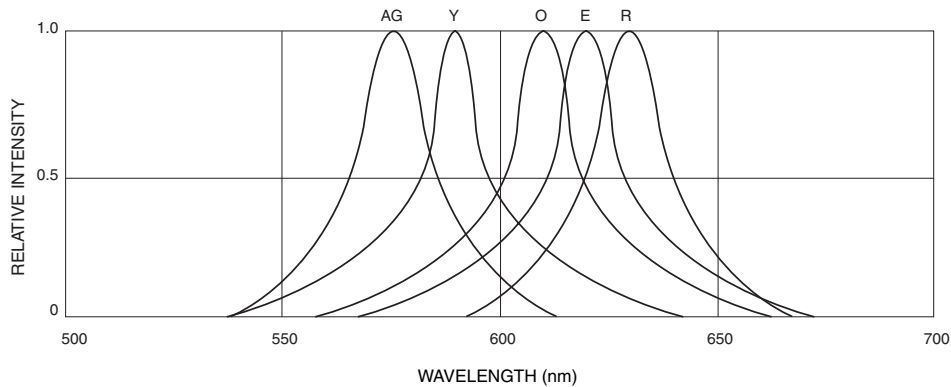


Fig.4 Radiation Diagram

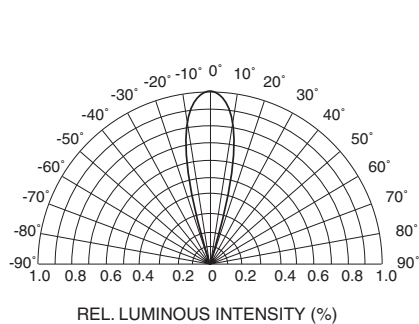
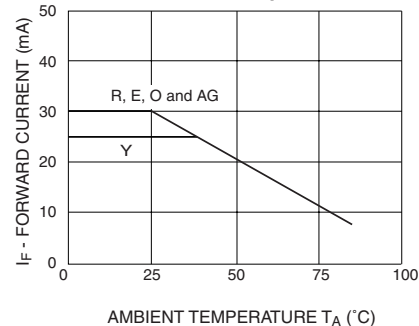


Fig.5 Maximum Forward Current vs. Ambient Temperature



QTLP660C-R Red

QTLP660C-E Orange

QTLP660C-O Yellow-Orange

QTLP660C-Y Yellow

QTLP660C-AG Yellow-Green

QTLP660C-IG True Green

QTLP660C-IB Blue

TYPICAL PERFORMANCE CURVES (QTLP660C-IG and IB)

Fig. 1 Forward Current vs. Forward Voltage

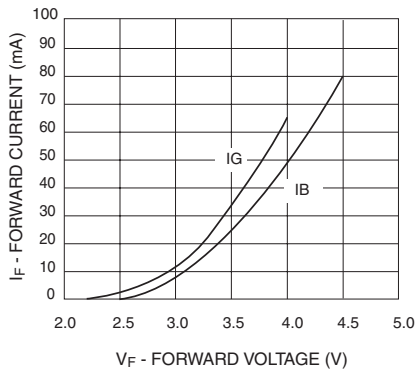


Fig. 2 Relative Luminous Intensity vs. DC Forward Current

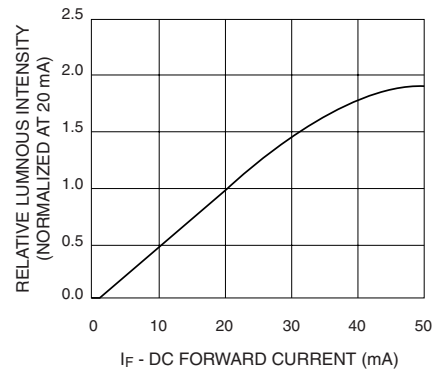


Fig. 3 Relative Intensity vs. Peak Wavelength

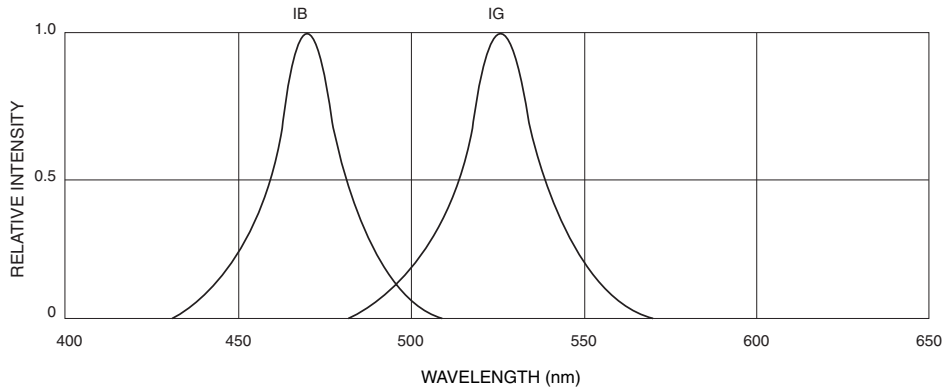


Fig.4 Radiation Diagram

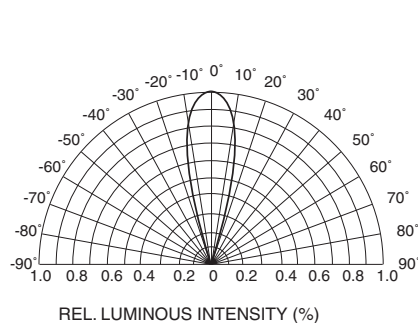
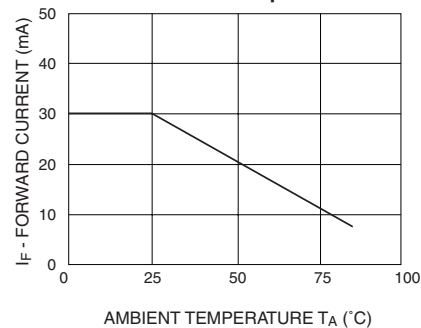


Fig.5 Maximum Forward Current vs. Ambient Temperature



SURFACE MOUNT LED LAMP SUPER BRIGHT 1.8 mm (Dome Lens)

QTLP660C-R Red

QTLP660C-E Orange

QTLP660C-O Yellow-Orange

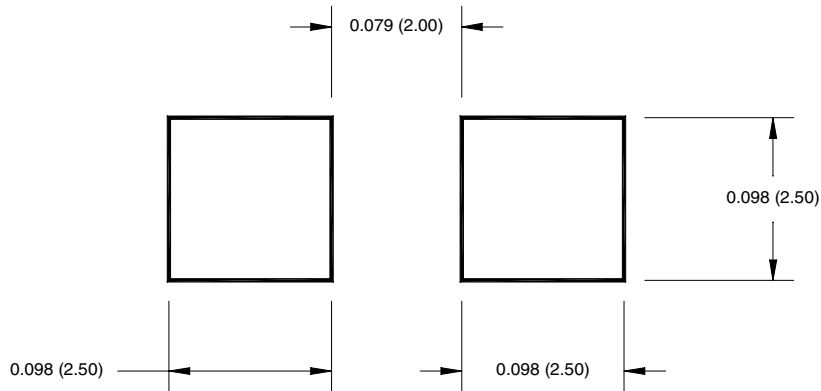
QTLP660C-Y Yellow

QTLP660C-AG Yellow-Green

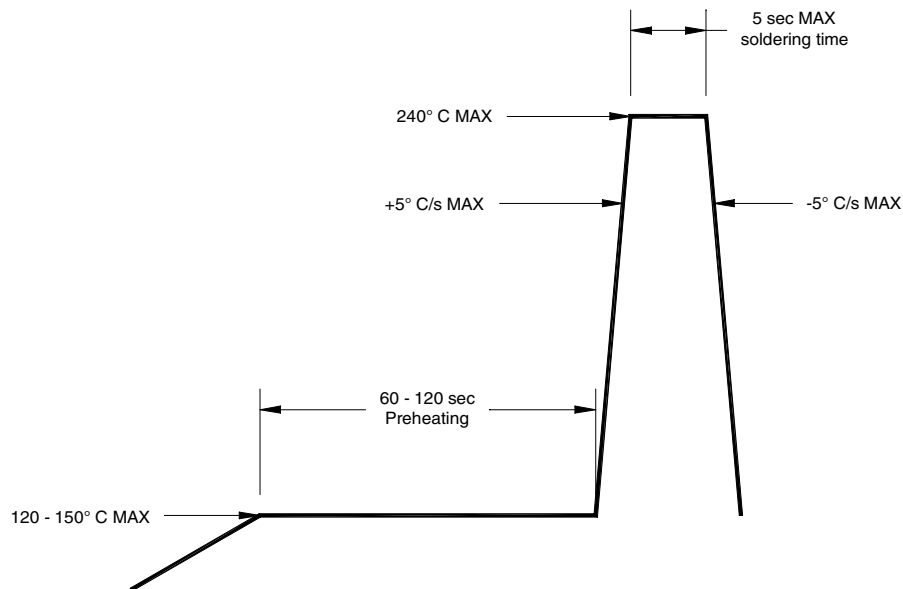
QTLP660C-IG True Green

QTLP660C-IB Blue

RECOMMENDED PRINTED CIRCUIT BOARD PATTERN



RECOMMENDED IR REFLOW SOLDERING PROFILE



QTLP660C-R Red

QTLP660C-E Orange

QTLP660C-O Yellow-Orange

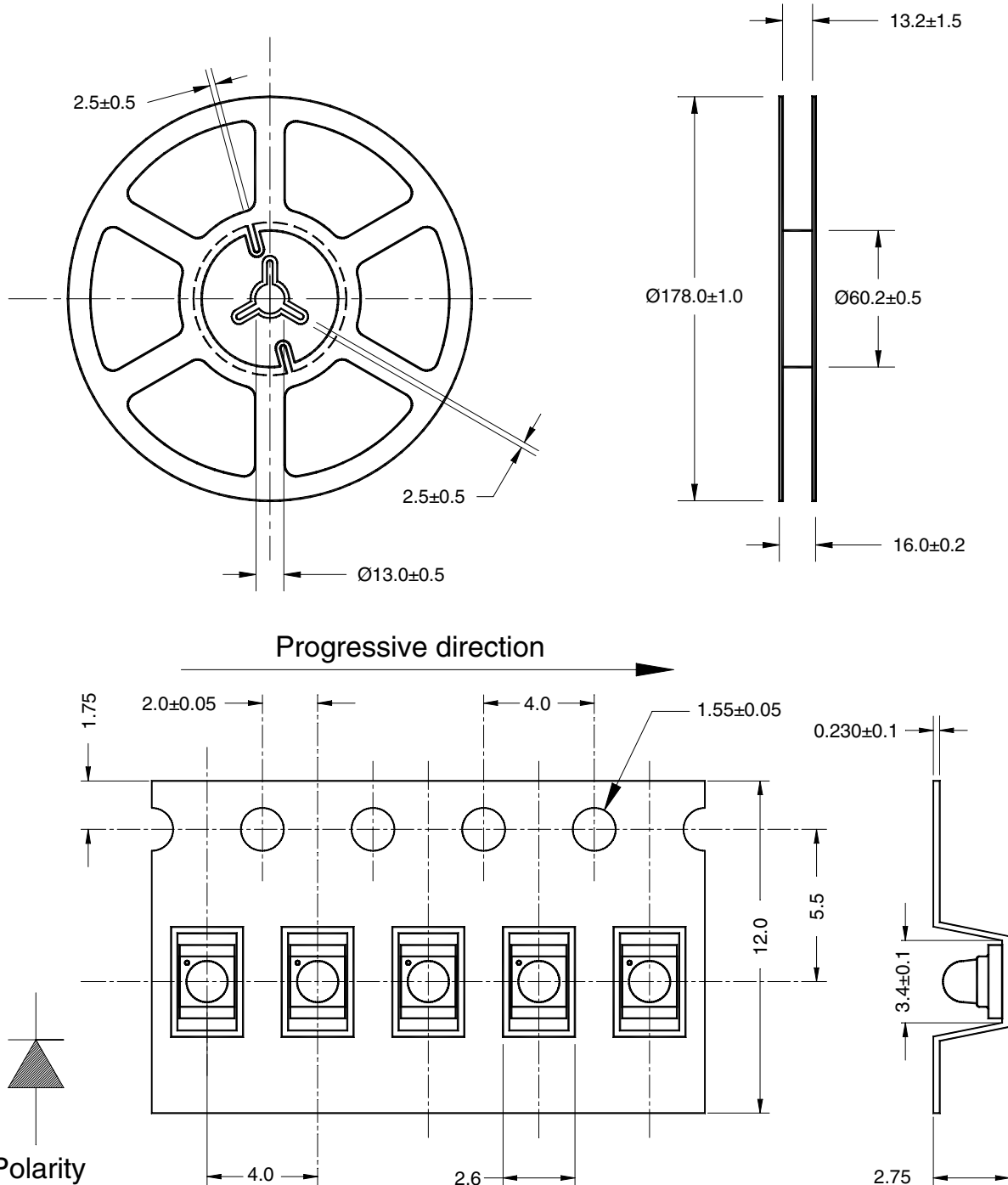
QTLP660C-Y Yellow

QTLP660C-AG Yellow-Green

QTLP660C-IG True Green

QTLP660C-IB Blue

TAPE AND REEL DIMENSIONS



QTLP660C-R Red

QTLP660C-E Orange

QTLP660C-O Yellow-Orange

QTLP660C-Y Yellow

QTLP660C-AG Yellow-Green

QTLP660C-IG True Green

QTLP660C-IB Blue

DISCLAIMER

FAIRCHILD SEMICONDUCTOR RESERVES THE RIGHT TO MAKE CHANGES WITHOUT FURTHER NOTICE TO ANY PRODUCTS HEREIN TO IMPROVE RELIABILITY, FUNCTION OR DESIGN. FAIRCHILD DOES NOT ASSUME ANY LIABILITY ARISING OUT OF THE APPLICATION OR USE OF ANY PRODUCT OR CIRCUIT DESCRIBED HEREIN; NEITHER DOES IT CONVEY ANY LICENSE UNDER ITS PATENT RIGHTS, NOR THE RIGHTS OF OTHERS.

LIFE SUPPORT POLICY

FAIRCHILD'S PRODUCTS ARE NOT AUTHORIZED FOR USE AS CRITICAL COMPONENTS IN LIFE SUPPORT DEVICES OR SYSTEMS WITHOUT THE EXPRESS WRITTEN APPROVAL OF THE PRESIDENT OF FAIRCHILD SEMICONDUCTOR CORPORATION. As used herein:

1. Life support devices or systems are devices or systems which, (a) are intended for surgical implant into the body, or (b) support or sustain life, and (c) whose failure to perform when properly used in accordance with instructions for use provided in labeling, can be reasonably expected to result in a significant injury of the user.
2. A critical component in any component of a life support device or system whose failure to perform can be reasonably expected to cause the failure of the life support device or system, or to affect its safety or effectiveness.

Mouser Electronics

Authorized Distributor

Click to View Pricing, Inventory, Delivery & Lifecycle Information:

[ON Semiconductor:](#)

[QTL660CIGTR](#) [QTL660CETR](#) [QTL660CAGTR](#) [QTL660CIBTR](#) [QTL660CRTR](#) [QTL660COTR](#)
[QTL660CYTR](#) [QTL660COTR_Q](#)