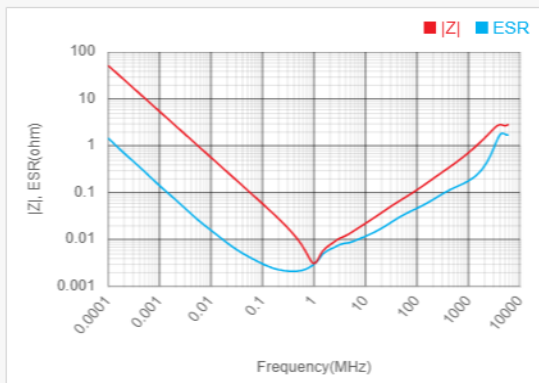


CL21X476MRYNNN

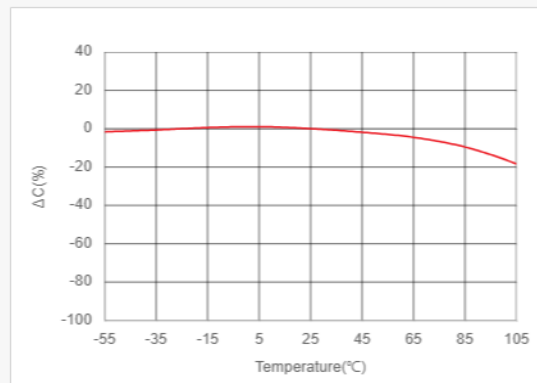
Specifications

| Property | Nominal Capacitance | Capacitance Tolerance | Rated Vdc | TCC | Size | Length | Width | Thickness |
|----------|---------------------|-----------------------|-----------|-----|-----------------------------------|-------------|-------------|-------------|
| Value | 47.0uF | ±20% | 4.0Vdc | X6S | 0805(unit:inch), 2012(unit:mm) | 2.00±0.20mm | 1.25±0.20mm | 1.25±0.20mm |

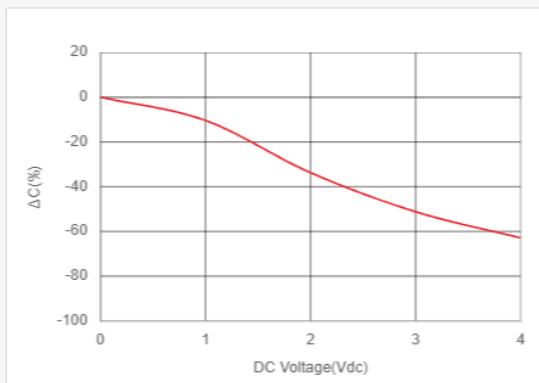
Data Graph



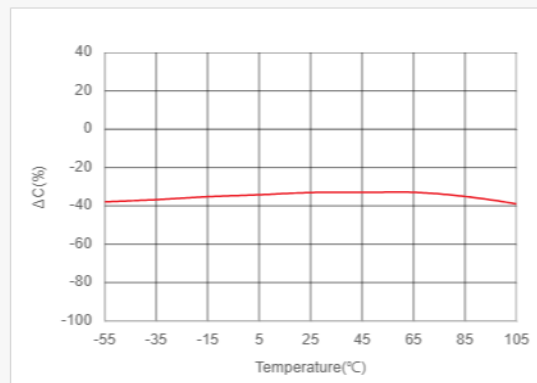
Frequency Characteristics
Network Analyzer



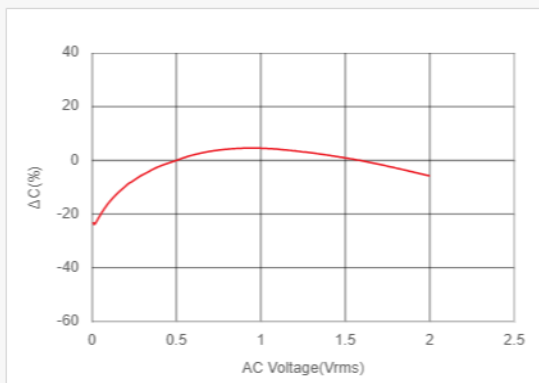
Temperature Characteristics of Capacitance(TCC)
LCR meter, 0.12kHz, 0.5Vrms



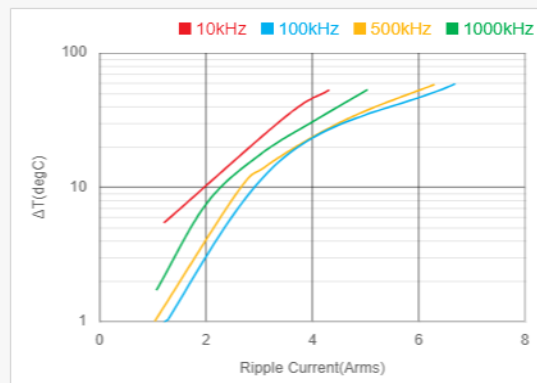
DC Bias Characteristics
LCR meter, 0.12kHz, 0.5Vrms



Bias TCC Characteristics
LCR meter, 0.12kHz, 0.5Vrms, 2Vdc



AC Voltage Characteristics
LCR meter, 0.12kHz



Temperature Rise by Ripple Current



Any data in this sheet are subject to change, modify or discontinue without notice. The data sheets include the typical data for design reference only. If there is any question regarding the data sheets, please contact our sales personnel or application engineers.