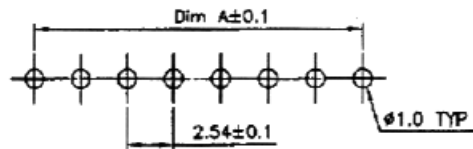
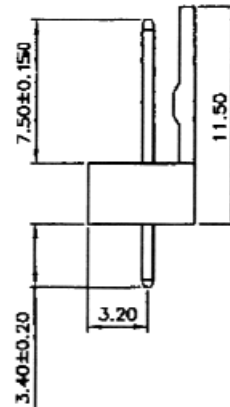
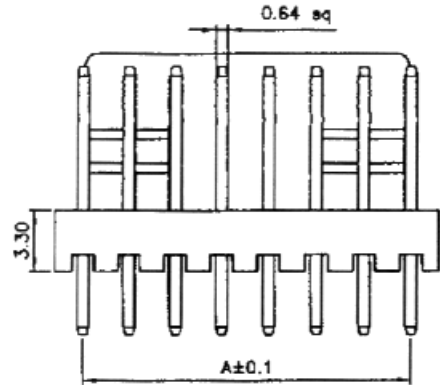


A: 2.54mm \* (CONTACT NO. - 1)  
 B: 2.54mm \* CONTACT NO.

Positions	A	B	Mode Part #
2	2.54	5.08	37-6202-0
3	5.08	7.62	37-6203-0
4	7.62	10.16	37-6204-0
5	10.16	12.70	37-6205-0
6	12.70	15.24	37-6206-0
8	17.78	20.32	37-6208-0



RECOMMENDED P.C.B LAYOUT (TOP VIEW)  
 TOLERANCES: ±0.10mm

**NOTE:**

**Materials**

Insulator: PA66 (UL 94V-0)  
 Contacts: Brass  
 Contact Plating: Tin  
 Insulator Color: White

**Electrical**

Operation Voltage: VAC Max.  
 Current Rating: 3 Amps Max.  
 Contact Resistance: mΩ Max.  
 Insulation Resistance: 1000 MΩ Min. @ 500 VDC  
 Dielectric Withstanding: 1500 VAC / Minute  
 Operating Temp.: -55°C to 105°C

TITLE		SCALE
<b>STRAIGHT .100" PC HEADER</b>		<b>NTS</b>
DRAWING NO.	<b>37-62XX</b>	
		UNITS mm
FILE NAME	37-62XX.pdf	SHEET 1/1



Mode Electronics Part Number 'multi-parts'