



Position switch Metal enclosure 40 mm according to EN 50041 Device connection 1x (M20 x 1.5) 1 NO/1 NC quick action contacts Rotary actuator right/left adjustable, Metal lever 30 mm long, straight with plastic roller 19 mm Roller can be mounted on cover (rotated by 180°, rear of lever)

<b>product brand name</b>	SIRIUS
<b>product designation</b>	Mechanical position switches
<b>product type designation</b>	3SE5
<b>manufacturer's article number</b>	
• of the supplied basic switch	3SE5112-0CA00
• of the supplied actuator head for position switches	3SE5000-0AH00
• of the supplied operating lever	3SE5000-0AA24
• of the supplied switching contacts	3SE5000-0CA00
• of the supplied empty enclosure with cover	3SE5112-0AA00
suitability for use safety switch	Yes
<b>General technical data</b>	
product function positive opening	Yes
insulation voltage rated value	400 V
<b>degree of pollution</b>	class 3
<b>surge voltage resistance rated value</b>	6 kV
<b>protection class IP</b>	IP66/IP67
<b>shock resistance</b>	
• acc. to IEC 60068-2-27	30g / 11 ms
vibration resistance acc. to IEC 60068-2-6	0.35 mm/5g
mechanical service life (switching cycles) typical	15 000 000
electrical endurance (switching cycles) at AC-15 at 230 V typical	100 000
<b>electrical endurance (switching cycles) with contactor 3RH11, 3RT1016, 3RT1017, 3RT1024, 3RT1025, 3RT1026 typical</b>	10 000 000
<b>Electrical operating cycles in one hour with contactor 3RH11, 3RT1016, 3RT1017, 3RT1024, 3RT1025, 3RT1026</b>	6 000
<b>thermal current</b>	10 A
<b>material of the enclosure of the switch head</b>	plastic
<b>reference code acc. to IEC 81346-2</b>	B
<b>continuous current of the C characteristic MCB</b>	1 A; for a short-circuit current smaller than 400 A
<b>continuous current of the quick DIAZED fuse link</b>	10 A; for a short-circuit current smaller than 400 A
<b>continuous current of the DIAZED fuse link gG</b>	6 A
<b>active principle</b>	mechanical
<b>repeat accuracy</b>	0.05 mm
<b>minimum actuating torque in directions of actuation</b>	0.25 N·m
<b>length of the sensor</b>	130.5 mm
<b>width of the sensor</b>	40 mm

design of the switching contact	mechanical
operating frequency rated value	50 ... 60 Hz
number of NC contacts for auxiliary contacts	1
number of NO contacts for auxiliary contacts	1
<b>operational current at AC-15</b>	
• at 24 V rated value	6 A
• at 125 V rated value	6 A
• at 240 V rated value	6 A
• at 400 V rated value	4 A
<b>operational current at DC-13</b>	
• at 24 V rated value	3 A
• at 125 V rated value	0.55 A
• at 250 V rated value	0.27 A
• at 400 V rated value	0.12 A
design of the interface for safety-related communication	without
<b>Enclosure</b>	
design of the housing	block, narrow
material of the enclosure	metal
coating of the enclosure	cathodic immersion coating
design of the housing acc. to standard	Yes
<b>Drive Head</b>	
design of the actuating element	Twist lever, metal lever, 30 mm long, straight, plastic roller 19 mm
standard-compliant actuator head	EN 50041, design A
shape of the switch head	roller
design of the switching function	positive opening
circuit principle	snap-action contacts
number of switching contacts safety-related	1
<b>Connections/ Terminals</b>	
type of electrical connection	screw-type terminals
type of connectable conductor cross-sections	
• solid	1x (0.5 ... 1.5 mm <sup>2</sup> ), 2x (0.5 ... 0.75 mm <sup>2</sup> )
• finely stranded with core end processing	1x (0.5 ... 1.5 mm <sup>2</sup> ), 2x (0.5 ... 0.75 mm <sup>2</sup> )
• at AWG cables solid	1x (20 ... 16), 2x (20 ... 18)
• at AWG cables stranded	1x (20 ... 16), 2x (20 ... 18)
cable entry type	1x (M20 x 1.5)
<b>Communication/ Protocol</b>	
design of the interface	without
<b>Ambient conditions</b>	
explosion protection category for dust	none
<b>Installation/ mounting/ dimensions</b>	
mounting position	any
fastening method	screw fixing
<b>Certificates/ approvals</b>	
General Product Approval	Functional Safety/Safety of Machinery



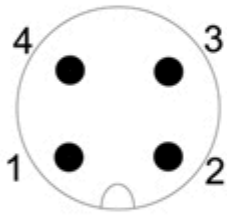
[Type Examination Certificate](#)

Declaration of Conformity

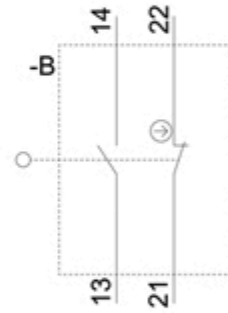
Test Certificates

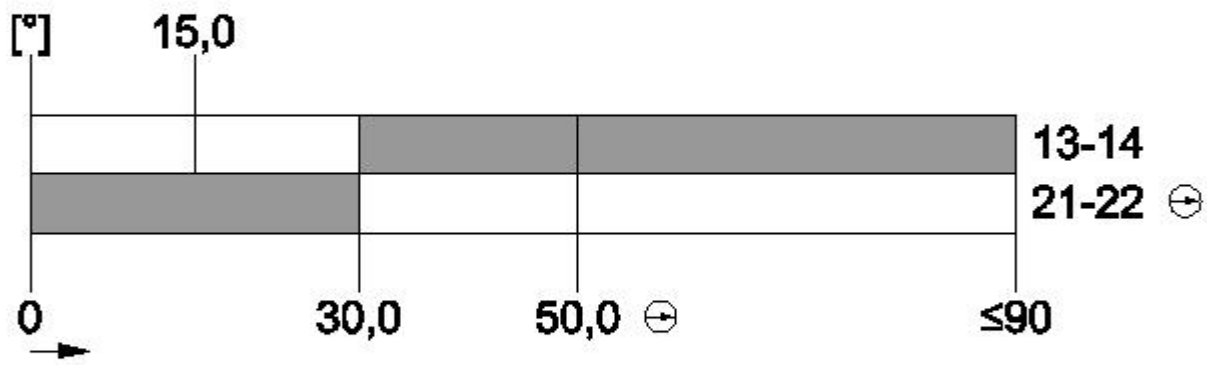
other





1	BN = Brown	→	21
2	WH = White	→	22
3	BU = Blue	→	13
4	BK = Black	→	14





last modified:

12/21/2020