


R Series

High-Density
0.075"
(1.905mm)



RM – Three-Row, I/O Receptacle

Contact Spacing: 0.075" (1.91 mm)
R-Series rugged & reliable I/O connectors are available with crimp-removable, solder-cup or single-layer flex termination options.

Sample Part Number Format: RM322-152-241-5500

RM	3		2		1	
SERIES 0.075" Plastic Rectangular Connector (Receptacle)	ROWS 3 – 3-Row (11-206 contacts)	STYLE 2 – Receptacle, straight with mounting ears 4 – Receptacle, straight without mounting ears	BODY MATERIAL 2 – Polyphenylene sulfide (PPS)	SIZE 011 – 11 contacts 023 – 23 contacts 035 – 35 contacts 047 – 47 contacts 059 – 59 contacts 071 – 71 contacts 080 – 80 contacts 092 – 92 contacts 104 – 104 contacts 122 – 122 contacts 140 – 140 contacts 152 – 152 contacts 182 – 182 contacts 206 – 206 contacts	PLATING 1 – Gold	POLARIZATION 00 – None XX – See page 140 for codes 70 – Same as above, but without Loctite® (customer-keyed)
			TERMINATION 24 – Solder cup 25 – Flex circuit, 0.093" x 0.017" Ø*	HARDWARE 0256 – None 55 – Guide set 57 – Two guide pins 58 – Two guide sockets 29 – Fixed jackset 30 – Fixed jackset, reversed 19 – Two fixed jackscrews 20 – Two fixed jackscrews 59 – Hex turning jackset, 0.200" 60 – Hex turning jackset reversed, 0.200" 61 – Two hex turning jackscrews, 0.200" 62 – Two hex turning jackscrews, 0.200" 64 – Turning jackset, 0.490"		

Notes:


- ‡ Not RoHS-compliant
- * Plated thru-hole is not available with flex circuit termination.

PLEASE CONSULT THE AIRBORN WEBSITE FOR THE LATEST REVISION OF THIS DOCUMENT PRIOR TO BEGINNING ANY DESIGN WORK.

Mates with

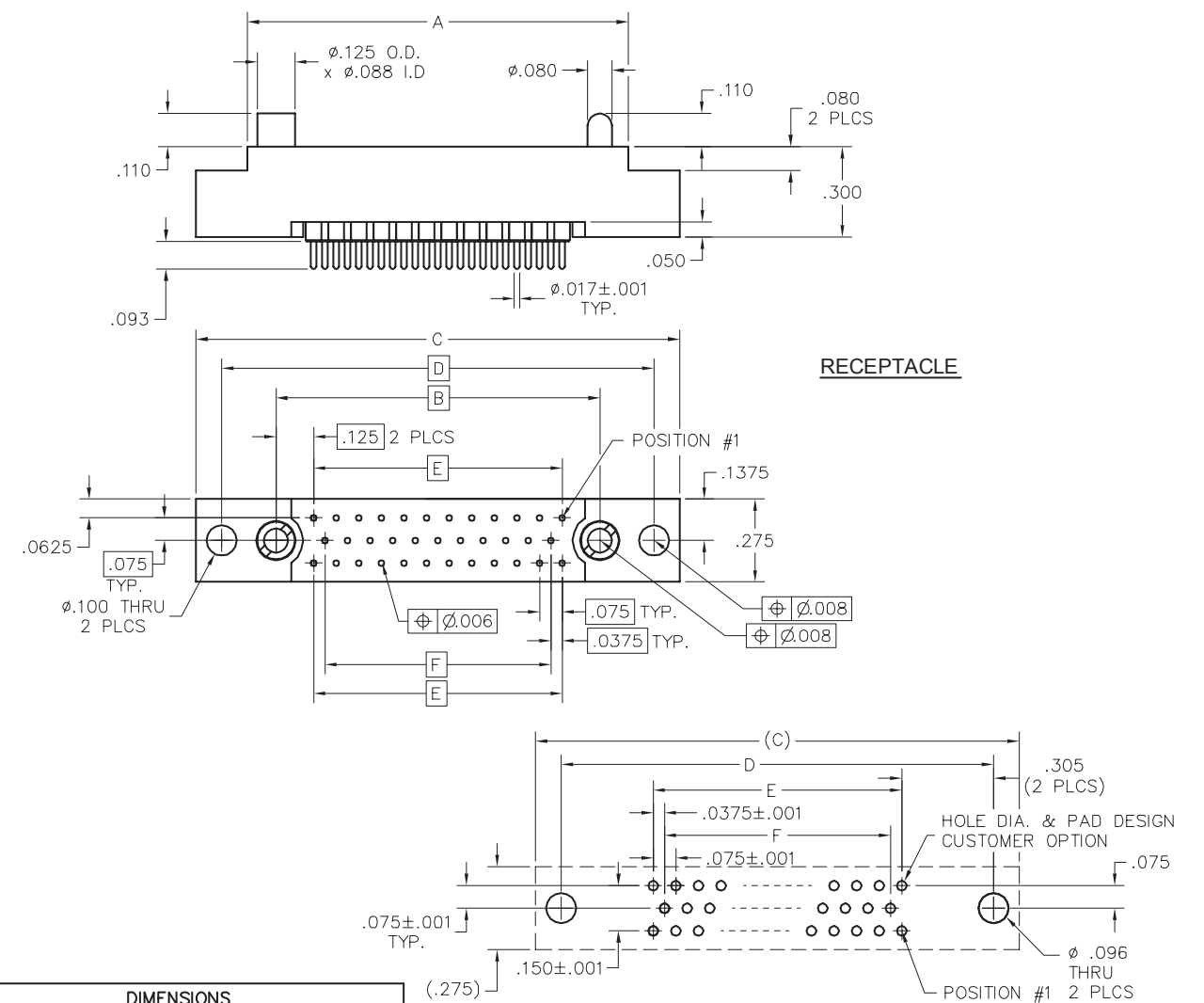
- RM312 & RM332 — Three-row, straight plug
- RM352 & RM372 — Three-row, right-angle plug
- RA3 — Three-row, I/O plug
- RM312 & RM332 — Three-row, I/O plug

Terminations



RM – Three-Row, I/O Receptacle

Plastic ▪ 3-Row ▪ 11-206 Contacts



DIMENSIONS						
SIZE	A	B	C	D	E	F
11	.665	.475	1.005	.835	.225	.150
23	.965	.775	1.305	1.135	.525	.450
35	1.265	1.075	1.605	1.435	.825	.750
47	1.565	1.375	1.905	1.735	1.125	1.050
59	1.865	1.675	2.205	2.035	1.425	1.350
71	2.165	1.975	2.505	2.335	1.725	1.650
80	2.390	2.200	2.730	2.560	1.950	1.875
92	2.690	2.500	3.030	2.860	2.250	2.175
104	2.990	2.800	3.330	3.160	2.550	2.475
122	3.440	3.250	3.780	3.610	3.000	2.925
140	3.890	3.700	4.230	4.060	3.450	3.375
152	4.190	4.000	4.530	4.360	3.750	3.675
182	4.940	4.750	5.280	5.110	4.500	4.425
206	5.540	5.350	5.880	5.710	5.100	5.025

PLEASE CONSULT THE AIRBORN WEBSITE FOR THE LATEST REVISION OF THIS DOCUMENT PRIOR TO BEGINNING ANY DESIGN WORK.

Mouser Electronics

Authorized Distributor

Click to View Pricing, Inventory, Delivery & Lifecycle Information:

AirBorn:

[RM342-071-581-5900](#) [RM342-011-581-5900](#) [RM322-059-571-5900](#) [RM322-047-571-5900](#) [RM322-080-581-5900](#)
[RM322-122-241-5900](#) [RM322-023-581-5900](#) [RM322-059-241-5900](#) [RM322-059-581-5900](#) [RM322-047-581-5900](#)
[RM322-035-581-5900](#) [RM322-047-241-5900](#) [RM322-011-241-5900](#) [RM322-023-241-5900](#) [RM322-035-241-5900](#)
[RM322-080-241-5900](#) [RM322-152-241-5900](#)