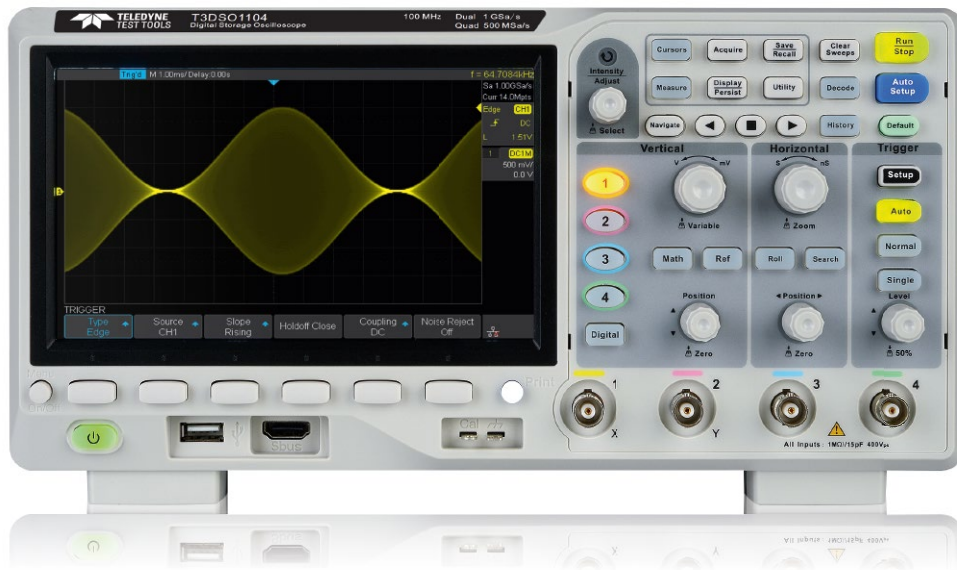


T3DSO1000 / T3DSO1000A Fact Sheet

Oscilloscopes

Debug with Confidence 100 MHz – 350 MHz



Key Specifications

Bandwidth	100 MHz, 200 MHz, 350 MHz
Channels	2 or 4
Memory	up to 14 Mpts/Ch (28 Mpts interleaved)
Sample Rate	up to 1 GS/s / 2 GS/s interleaved
Display	7" Bright TFT LCD (800 x 480)
Connectivity	USB Host, USB Device, LAN

Tools for Improved Debugging

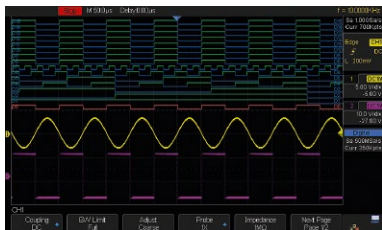
- **Long Capture** – 14 Mpts/Ch and 28 Mpts interleaved. ✓ Capture more time and show more waveform detail.
- **Math and Measure** – 7 basic math functions plus FFT and 38 automatic measurement parameters. ✓ Extract results from waveforms and measurements.
- **Connectivity** – USB for mass storage, printing and PC control, plus LAN for fast data transfer. ✓ Save data for external analysis and screen images for reports.
- **Serial Bus Trigger and Decode** – I²C, SPI, UART, RS232, CAN, LIN. ✓ Debug serial buses directly in your Oscilloscope.
- **Waveform Sequence Recorder** – record and play back up to 80,000 waveforms. ✓ Replay the changing waveform history.
- **Optional MSO** – 16 Digital Channels (not available on 2 channel models). ✓ Add mixed signal debugging to your Oscilloscope.
- **3 Years Warranty** as standard ✓ Peace of mind.

For more information, please contact:



T3DSO1000 / T3DSO1000A Fact Sheet

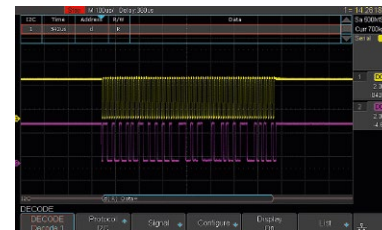
Oscilloscopes




Optional MSO – 16 Digital Channels enables users to debug mixed signal applications (not available on 2 channel models).



Bode Plot – The T3DSO1000 can control the USB AWG module, to scan an object's amplitude and phase frequency response, and display the data as a Bode Plot (not available on the T3DSO1102).



Protocol Trigger and Decode – The T3DSO1000 displays the waveform decoding and events list. Bus protocol information can be quickly and intuitively triggered and displayed.



Excellent Performance

- 100, 200 and 350 MHz bandwidths
- 2 GS/s maximum sample rate
- Up to 14 Mpts/Ch memory, 28 Mpts interleaved
- Optional MSO: Sample Rate 1 Gsa/s, Memory Depth 14 Mpts / Ch

Great Connectivity

- USB host port for mass storage
- USB device port for printing and PC control
- LAN port on all T3DSO1000 oscilloscopes

Smart Capabilities

- Averaging, Peak Detect and Equivalent Time
- Advanced Triggering
- Measurement Statistics
- Built-in Help
- Multi-Language User Interface

Ordering Information

Model	Bandwidth	Channel	Memory (per Ch/interleaved)	Sample Rate (per Ch/interleaved)
T3DSO1102	100 MHz	2	7 Mpts / 14 Mpts	500 MS/s / 1 GS/s
T3DSO1104	100 MHz	4	7 Mpts / 14 Mpts	500 MS/s / 1 GS/s
T3DSO1202A	200 MHz	2	14 Mpts / 28 Mpts	1 GS/s / 2 GS/s
T3DSO1204	200 MHz	4	7 Mpts / 14 Mpts	500 MS/s / 1 GS/s
T3DSO1302A	350 MHz	2	14 Mpts / 28 Mpts	1 GS/s / 2 GS/s

Standard Configuration

- One passive probe per channel
- Getting Started Manual
- USB Cable
- Calibration and Performance Verification Certificate
- Multi-language User Interface
- Power Cord

Options

Optional Accessories (not available on 2 channel models)

- 16 Channel MSO: Sample Rate 1 Gsa/s, Memory Depth 14 Mpts / Ch
- 1 channel AWG Waveform Generator, frequency up to 25 MHz.

Full list of Optional Accessories can be found in the Data Sheet