






ULTRAFAST RECOVERY RECTIFIERS




TO-220AB/CT



TO-220F/FCT



TO-263/DC



FEATURES

- High speed switching capability
- High current capability
- High forward surge capability
- Low power losses, High efficiency
- High reliability
- For use in low voltage, high frequency inverters



RoHS
COMPLIANT

APPLICATIONS

Fast recovery diode, mainly used for rectification, used in high-power equipment, The express and ultrafast recovery diodes are suitable for high frequency and ultra high frequency circuits, respectively

Primary Characteristic

I_o	2*15A
V_{RRM}	400V
I_{FSM}	260A
V_F	0.96V
T_{rr}	34ns
T_{jmax}	175°C

MECHANICAL DATA

- **Case:** Molded plastic
- **Polarity:** As marked
- **Mounting Position:** Any
- **Molded Plastic:** UL Flammability Classification Rating 94V-0
- Lead free in compliance with EU RoHS 2011/65/EU directive
- Solder bath temperature 275°C maximum, 10s per JESD 22-B106

Maximum Ratings (Per Leg) at $T_a=25^\circ\text{C}$ unless otherwise specified

Characteristics	Symbol	Value	Unit
Maximum Repetitive Peak Reverse Voltage	V_{RRM}	400	V
Working Peak Reverse Voltage	V_{RWM}	400	V
Maximum DC Blocking Voltage	V_{DC}	400	V
Maximum Average Forward Rectified Current	I_o	Per Leg	15
		Total	30
Peak Forward Surge Current, 8.3 ms Single Half Sine-wave Superimposed on Rated Load (JEDEC method)	I_{FSM}	260	A
Operating Temperature Range	T_J	175	°C
Storage Temperature Range	T_{STG}	-55 to +175	°C
Typical Thermal Resistance (Note1)	$R_{\theta JC}$	TO-220AB, TO-263	2
		TO-220F	4

Note1: Thermal resistance from Junction to case per leg mounted on heatsink.

Electrical Characteristics (Per Leg) unless otherwise specified

Characteristics	Symbol	Value		Unit	
		Typ.	Max.		
Forward Voltage Drop (Note2)	V_F	at $I_F=5A$	$T_A=25^\circ\text{C}$	0.91	-
			$T_A=125^\circ\text{C}$	0.79	-
at $I_F=10A$		$T_A=25^\circ\text{C}$	1.00	-	
		$T_A=125^\circ\text{C}$	0.88	-	
at $I_F=15A$		$T_A=25^\circ\text{C}$	1.07	1.35	
		$T_A=125^\circ\text{C}$	0.96	-	
Maximum Reverse Current at $V_R=400V$	I_R	$T_A=25^\circ\text{C}$	0.2	2	
		$T_A=125^\circ\text{C}$	5	-	
Maximum Reverse Recovery Time at $I_F=0.5A, I_R=1A,$	T_{rr}	34	40	ns	

Note2: Pulse test: 300 μs pulse width, 1 % duty cycle



RATINGS AND CHARACTERISTIC CURVES

FIG.1 MAXIMUM FORWARD CURRENT DERATING CURVE

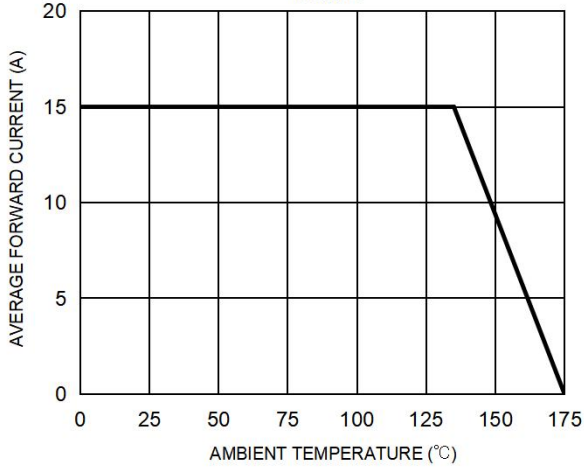


FIG. 2 MAXIMUM NON-REPETITIVE FORWARD SURGE CURRENT PER LEG

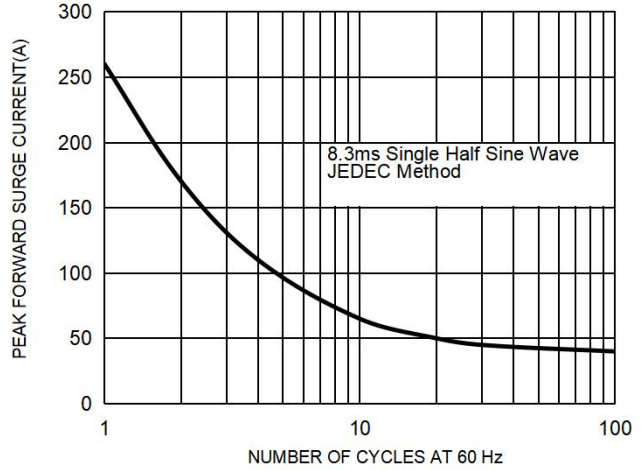


FIG. 3 TYPICAL FORWARD CHARACTERISTICS PER LEG

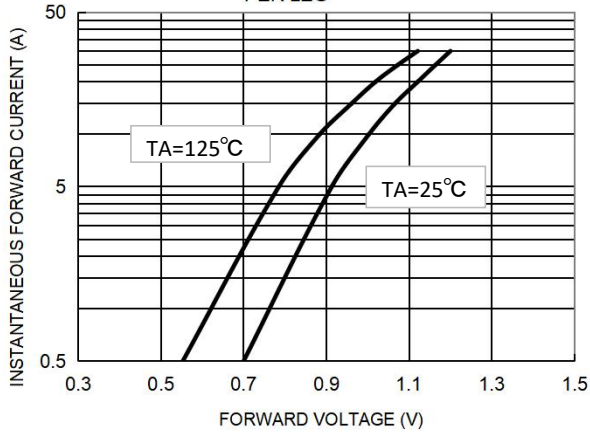
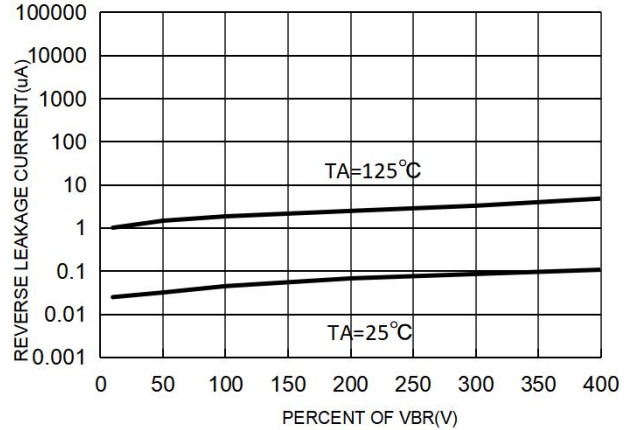


FIG. 4 TYPICAL REVERSE CHARACTERISTICS PER LEG

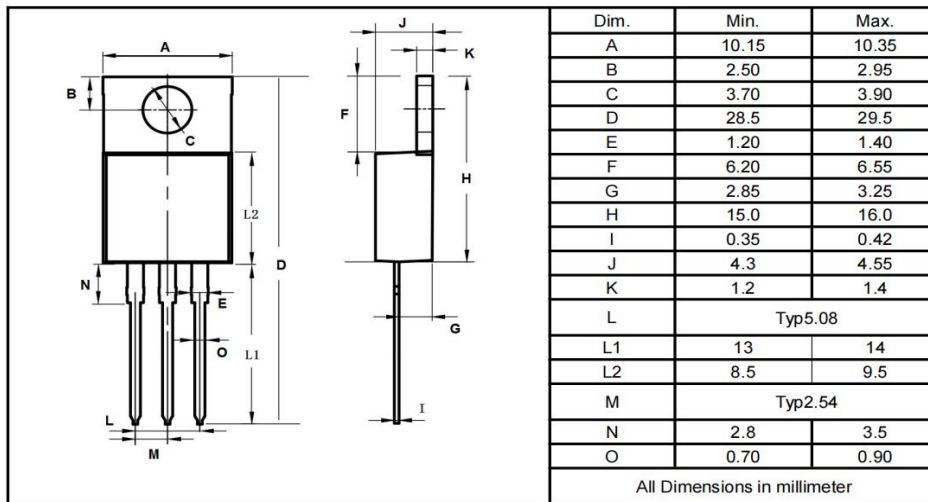




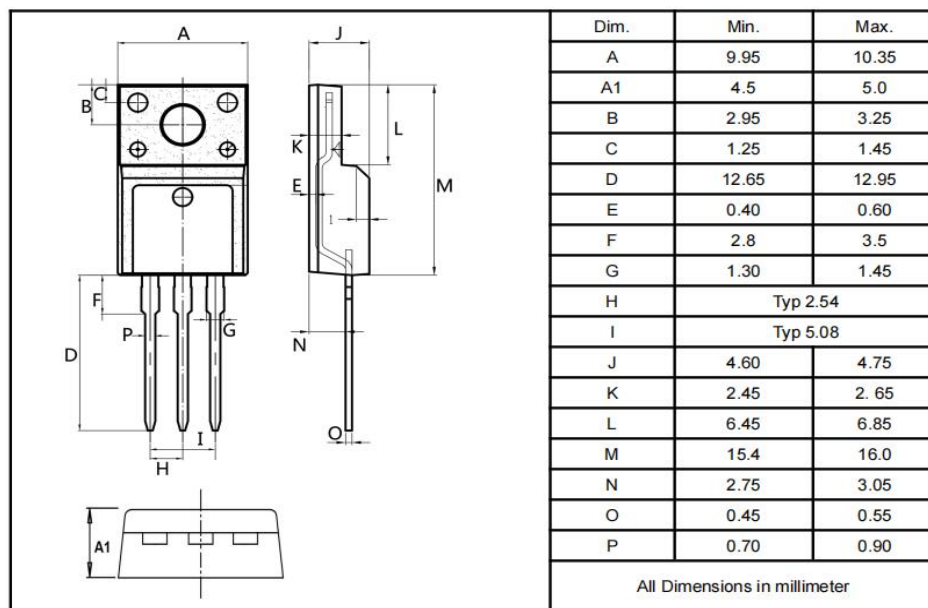
MUR3040CT/FCT/DC-B

Package Outline Dimensions millimeters

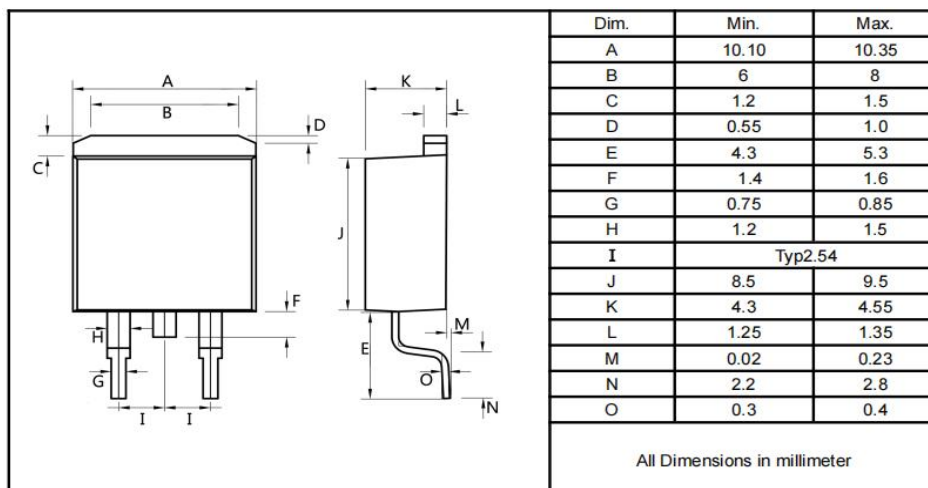
TO-220AB



TO-220F



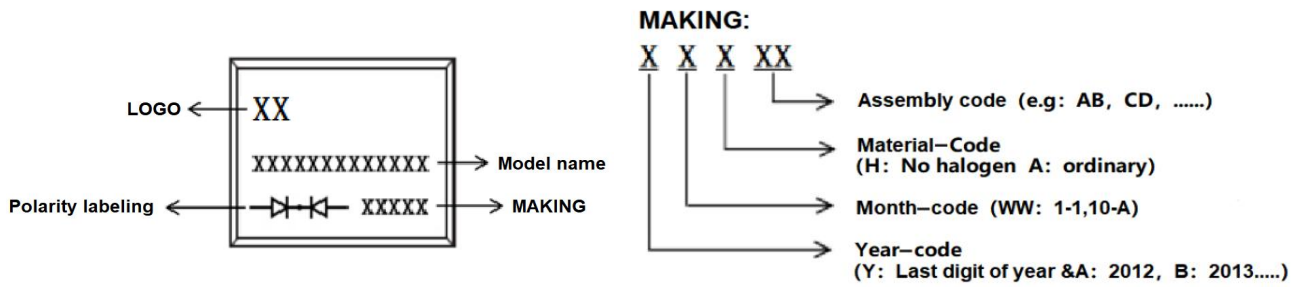
TO-263





MUR3040CT/FCT/DC-B

Marking on the body



Ordering information

Part Number	Package	Unit Weight	Base Quantity	Delivery mode
MUR3040CT-B	TO-220AB	0.07oz(1.96g)	50 pcs / tube	1000pcs/box 5000pcs/carton
MUR3040FCT-B	TO-220F	0.06oz(1.74g)	50 pcs / tube	1000pcs/box 5000pcs/carton
MUR3040DC-B	TO-263	0.04oz(1.16g)	50 pcs / tube	1000pcs/box 5000pcs/carton
MUR3040DC-B-R	TO-263	0.04oz(1.16g)	800 pcs / reel	1600pcs/box 8000pcs/carton

Note: For Halogen Free molding compound, add "H" suffix to part number above.

packing instruction

PKG	最小包装	内盒	外箱
TO-220AB TO-220F TO-263			
	50pcs/管	1000pcs/盒	5000pcs/箱
TO-263-R			
	800pcs/盘	1600pcs/盒	8000pcs/箱

Notice

1. All product, product specifications and data are subject to change without notice to improve. The right to explain is owned by LINGXUN electronics company.

2. Confirm that operation temperature is within the specified range described in the product specification. Avoid applying power exceeding normal rated power;

exceeding the power rating under steady-state loading condition may negatively affect product performance and reliability.

3. LINGXUN electronics shall not be in any way responsible or liable for failure induced under deviant condition from what is defined in this document.