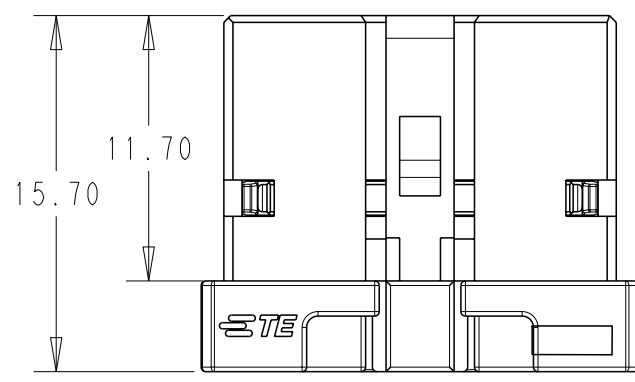
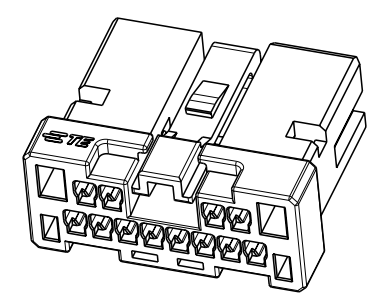
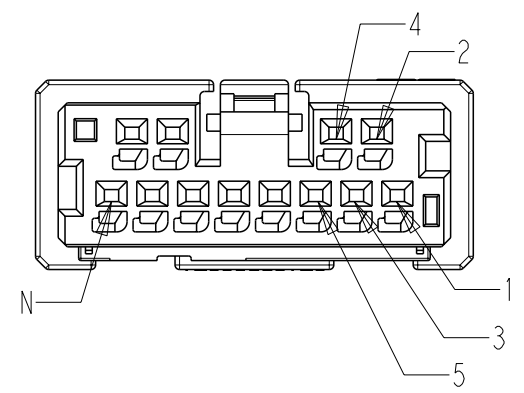


THIS DRAWING IS A CONTROLLED DOCUMENT. ALL RIGHTS RESERVED.
 RELEASED FOR PUBLICATION
 ALL RIGHTS RESERVED.

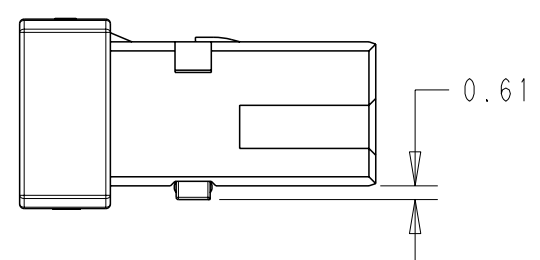
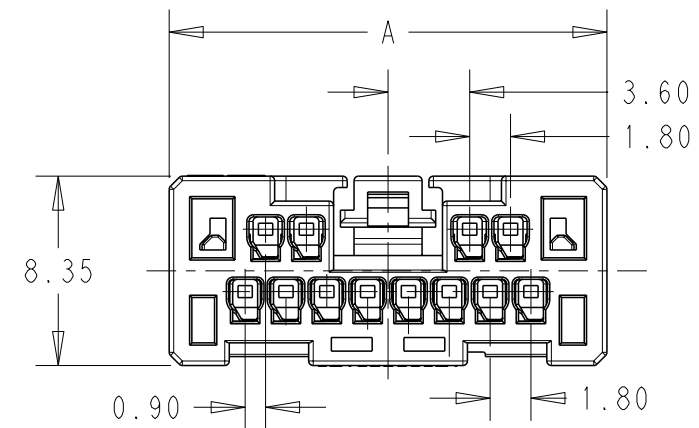
REVISIONS					
P	LTR	DESCRIPTION	DATE	DWN	APVD
A		ECR-21-123282	07DEC2021	F.F	M.S
B		ECR-22-131698	08MAR2022	F.F	M.S



PIN DEFINITION AS SHOWN,
 N MEANS MAX POSITIONS:
 FOR EXAMPLE: N=12,PN IS 1-2834461-2

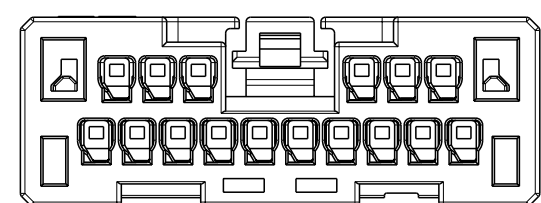


AS SHOWN: 1-2834461-2

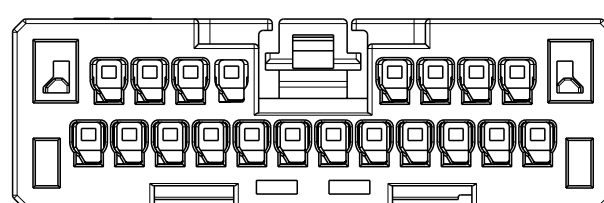


NOTES :

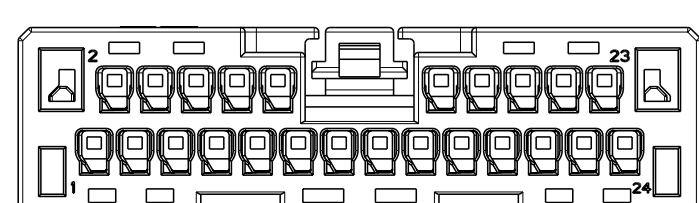
1. MATERIAL:POLYBUTYLENE TEREPHTHALATE.
2. PACKAGING:TRAY INSIDE OF CARTON.



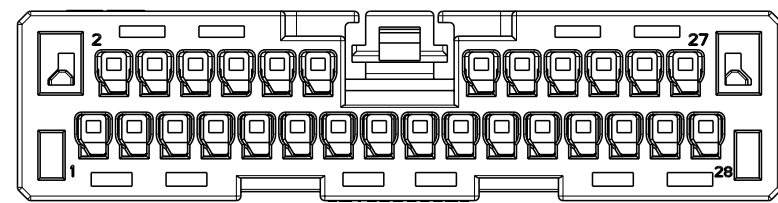
1-2834461-6




2-2834461-0



2-2834461-4

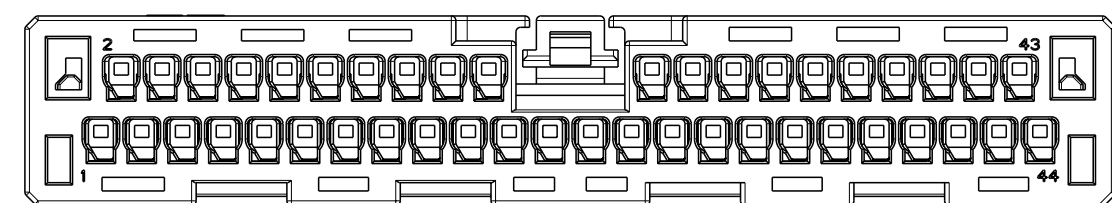


2-2834461-8



3-2834461-2

4-2834461-4	4-2834497-4	44	48.1
4-2834461-0	4-2834497-0	40	44.5
3-2834461-6	3-2834497-6	36	40.9
3-2834461-2	3-2834497-2	32	37.3
2-2834461-8	2-2834497-8	28	33.7
2-2834461-4	2-2834497-4	24	30.1
2-2834461-0	2-2834497-0	20	26.5
1-2834461-6	1-2834497-6	16	22.9
1-2834461-2	1-2834497-2	12	19.3
PN(X KEY)	PN(Y KEY)	POSITION	DIMENSION A



4-2834461-4

THIS DRAWING IS A CONTROLLED DOCUMENT.		DWN	12MAY2021	STC TE Connectivity			
DIMENSIONS: mm		FRANK FAN					
TOLERANCES UNLESS OTHERWISE SPECIFIED:		CHK	12MAY2021				
0 PLC ±		GEORGE FU	12MAY2021				
1 PLC ±		APVD	12MAY2021	NAME RECEPTACLE ASSEMBLY MINI DYNAMIC			
2 PLC ±0.25		PRODUCT SPEC	108-137443				
3 PLC ±		APPLICATION SPEC	114-137527	SIZE	CAGE CODE	DRAWING NO	RESTRICTED TO
4 PLC ±		WEIGHT	-	A3	00779	C-2834461	-
ANGLES ±		CUSTOMER DRAWING		SCALE	3:1	SHEET	1 OF 2
FINISH				REV			B
MATERIAL							
TBD							

printed on 8 Mar 2022 11:53 (China Standard Time) from TE310617

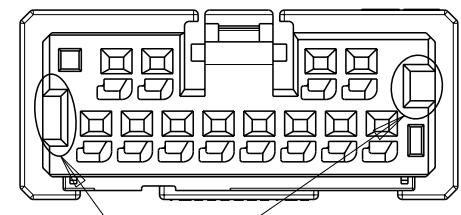
THIS DRAWING IS A CONTROLLED DOCUMENT. ALL RIGHTS RESERVED.

RELEASED FOR PUBLICATION ALL RIGHTS RESERVED.

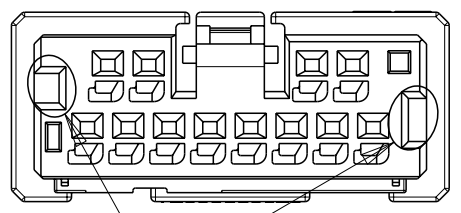
© COPYRIGHT

REVISIONS

P	LTR	DESCRIPTION	DATE	DWN	APVD
		SEE SHEET 1			

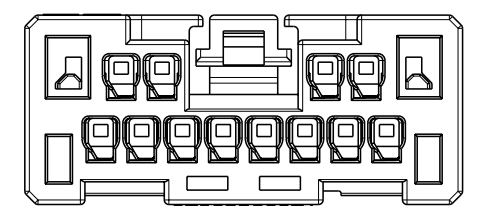


X KEY
1-2834461-2

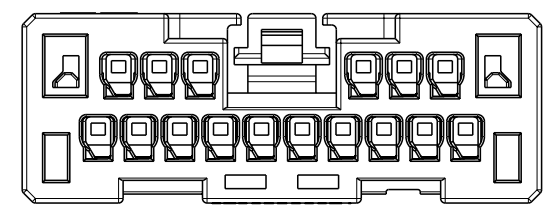


Y KEY
1-2834497-2

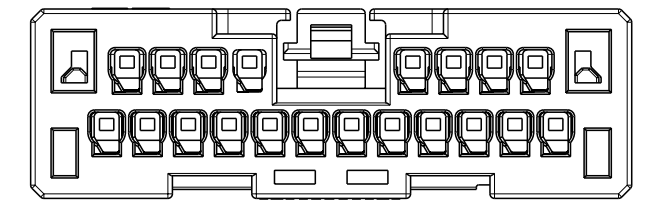
NOTES:
1. PLEASE REFER DIMENSIONS AND REQUIREMENTS IN SHEET 1.



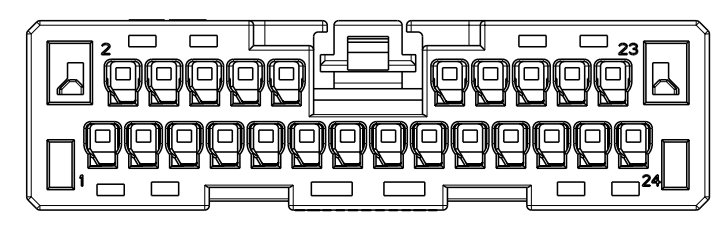
1-2834497-2



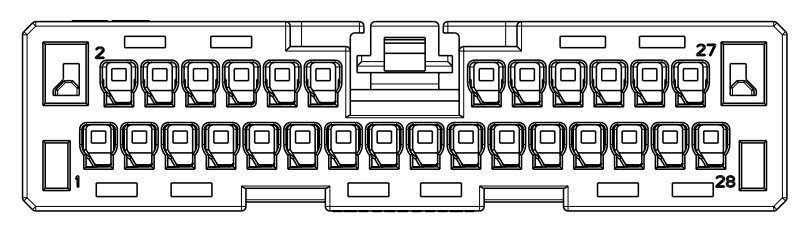
1-2834497-6



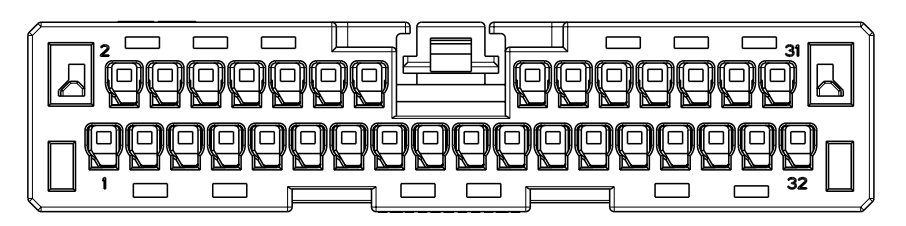
2-2834497-0



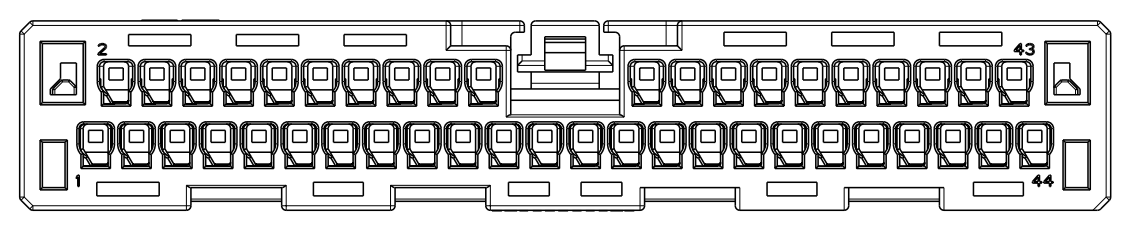
2-2834497-4



2-2834497-8

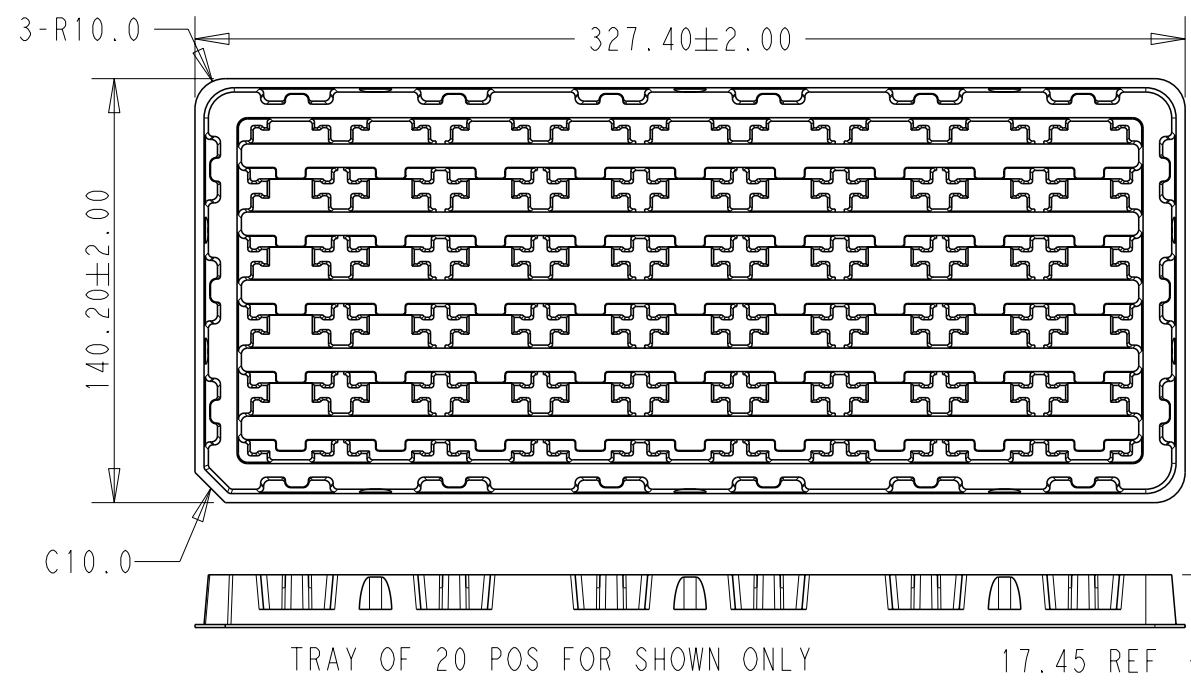


3-2834497-2



4-2834497-4

4-2834461-4	4-2834497-4	25	100	200
4-2834461-0	4-2834497-0	30	120	240
3-2834461-6	3-2834497-6	30	120	240
3-2834461-2	3-2834497-2	35	140	280
2-2834461-8	2-2834497-8	35	140	280
2-2834461-4	2-2834497-4	40	160	320
2-2834461-0	2-2834497-0	45	180	360
1-2834461-6	1-2834497-6	45	180	360
1-2834461-2	1-2834497-2	55	220	440
PN(X KEY)	PN(Y KEY)	QUANTITY PER TRAY / PCS	QUANTITY PER MIDDLE BOX / PCS	QUANTITY PER OUTER BOX / PCS



THIS DRAWING IS A CONTROLLED DOCUMENT.

DIMENSIONS:	TOLERANCES UNLESS OTHERWISE SPECIFIED:
mm	
	0 PLC ±-
	1 PLC ±
	2 PLC ±0.25
	3 PLC ±
	4 PLC ±
	ANGLES ±
	FINISH -
MATERIAL	TBD

DWN	12MAY2021
FRANK FAN	
CHK	12MAY2021
GEORGE FU	
APVD	12MAY2021
MING SHI	
PRODUCT SPEC	
108-137443	
APPLICATION SPEC	
114-137527	
WEIGHT	-
CUSTOMER DRAWING	

TE TE Connectivity

NAME: RECEPTACLE ASSEMBLY MINI DYNAMIC

SIZE	CAGE CODE	DRAWING NO	RESTRICTED TO
A3	00779	C-2834461	-

SCALE: 3:1 SHEET: 2 OF 2 REV: B

printed on 8 Mar 2022 11:53 (China Standard Time) from TE310617