



Switches > DIP & SIP Switches

Switch Contact Plating Material: **Gold**Case Color: **Black**Case Material: **Polyester**Sealed Device: **No**Operating Temperature Range: **-65 – 125 °C**

Features

Product Type Features

Sealed Device	No
DIP & SIP Switch Type	DIP

Configuration Features

Configuration (Pole-Throw)	Single Pole - Single Throw
----------------------------	----------------------------

Electrical Characteristics

Operating Voltage	500 VDC
-------------------	---------

Body Features

Case Color	Black
Case Material	Polyester

Contact Features

Switch Contact Plating Material	Gold
Contact Base Material	Phosphor Bronze

Termination Features

Termination Method to PCB	Through Hole - Solder
---------------------------	-----------------------

Housing Features

Centerline (Pitch)	2.54 mm[.1 in]
--------------------	----------------

Usage Conditions

Operating Temperature Range	-65 – 125 °C
-----------------------------	--------------

Product Compliance


[For compliance documentation, visit the product page on TE.com>](#)

EU RoHS Directive 2011/65/EU	Compliant
EU ELV Directive 2000/53/EC	Compliant
China RoHS 2 Directive MIIT Order No 32, 2016	No Restricted Materials Above Threshold
EU REACH Regulation (EC) No. 1907/2006	Current ECHA Candidate List: JUNE 2024 (241) Candidate List Declared Against: JAN 2023 (233) Does not contain REACH SVHC
Halogen Content	Not Low Halogen - contains Br or Cl > 900 ppm.
Solder Process Capability	Wave solder capable to 265°C

Product Compliance Disclaimer

This information is provided based on reasonable inquiry of our suppliers and represents our current actual knowledge based on the information they provided. This information is subject to change. The part numbers that TE has identified as EU RoHS compliant have a maximum concentration of 0.1% by weight in homogenous materials for lead, hexavalent chromium, mercury, PBB, PBDE, DBP, BBP, DEHP, DIBP, and 0.01% for cadmium, or qualify for an exemption to these limits as defined in the Annexes of Directive 2011/65/EU (RoHS2). Finished electrical and electronic equipment products will be CE marked as required by Directive 2011/65/EU. Components may not be CE marked. Additionally, the part numbers that TE has identified as EU ELV compliant have a maximum concentration of 0.1% by weight in homogenous materials for lead, hexavalent chromium, and mercury, and 0.01% for cadmium, or qualify for an exemption to these limits as defined in the Annexes of Directive 2000/53/EC (ELV). Regarding the REACH Regulation, the information TE provides on SVHC in articles for this part number is based on the latest European Chemicals Agency (ECHA) 'Guidance on requirements for substances in articles' posted at this URL: <https://echa.europa.eu/guidance-documents/guidance-on-reach>

Also in the Series | Alcoswitch DIP




DIP & SIP Switches(185)



Rotary Switches(16)

Also in the Series | Alcoswitch DIP JUMPER PLUG



DIP & SIP Switches(5)

Customers Also Bought



TE Part #206037-1
CPC PLUG ASSEMBLY SIZE 17-16




TE Part #66506-3
20 DF PIN



TE Part #5502830001
RPS-1K-16-10/2.0-9




TE Part #747461-1
25 APFL RCPT RA 590



TE Part #1419111-3
20C228=SPRING,HOLD-DOWN,KUP,0



TE Part #DRCP28-86SB
PLG, 86P, BLK, 12/20, B



TE Part #8-1879671-7
H4 500R 0.1% 25PPM



TE Part #988208-000
NAE-143-3 HALOGEN LAMP



TE Part #343648-000
SO63-3-55-20-90



TE Part #3822293013
44A1121-20-0/9-9

Documents

Product Drawings

[8136-475G9=JUMPER PLUG ASSY](#)

English

CAD Files

Customer View Model

[ENG_CVM_CVM_2-1437507-1_O.3d_igs.zip](#)

English

Customer View Model



[ENG_CVM_CVM_2-1437507-1_O.3d_stp.zip](#)

English

Customer View Model

[ENG_CVM_CVM_2-1437507-1_O.2d_dxf.zip](#)

English

3D PDF

3D

By downloading the CAD file I accept and agree to the [Terms and Conditions](#) of use.

Datasheets & Catalog Pages

[SWITCHES_CORE_PROGRAM_CATALOG](#)

English