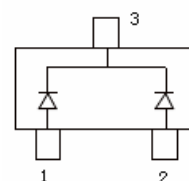
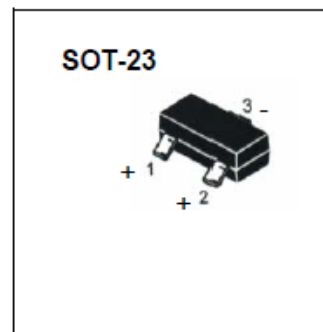


SWITCHING DIODE

FEATURES

- Fast Switching Speed
- Surface Mount Package Ideally Suited for Automatic Insertion
- For General Purpose Switching Applications
- High Conductance



Marking: JA

Maximum Ratings @T_A=25°C

Parameter	Symbol	Value	Unit
Non-Repetitive Peak reverse voltage	V _{RM}	50	V
DC Blocking Voltage	V _R		
Average Rectified Output Current	I _O	200	mA
Power Dissipation	P _D	225	mW
Thermal Resistance. Junction to Ambient Air	R _{θJA}	556	°C/W
Junction temperature	T _J	150	°C
Storage temperature range	T _{STG}	-55-150	°C

ELECTRICAL CHARACTERISTICS (T_{amb}=25°C unless otherwise specified)

Parameter	Symbol	Test conditions	MIN	MAX	UNIT
Reverse breakdown voltage	V _{(BR)R}	I _R =5μA	50		V
Reverse voltage leakage current	I _R	V _R =50V		0.1	μA
Forward voltage	V _F	I _F =100mA		1	V
Diode Capacitance	C _D	V _R =0, f=1MHz		2	pF
Reveres recovery time	t _{rr}	I _F =I _R =10mA, R _L =100Ω, I _{rr} =0.1×I _R		4	nS

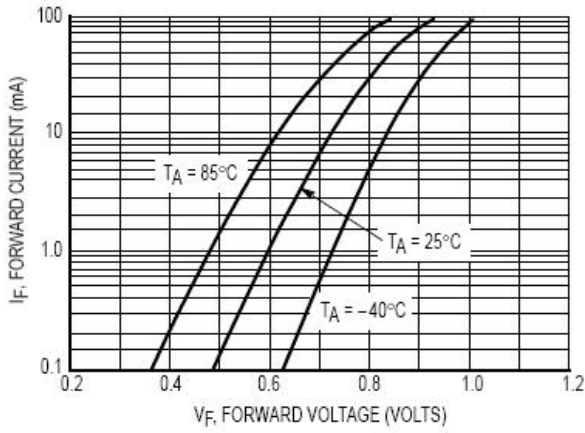


Figure 1. Forward Voltage

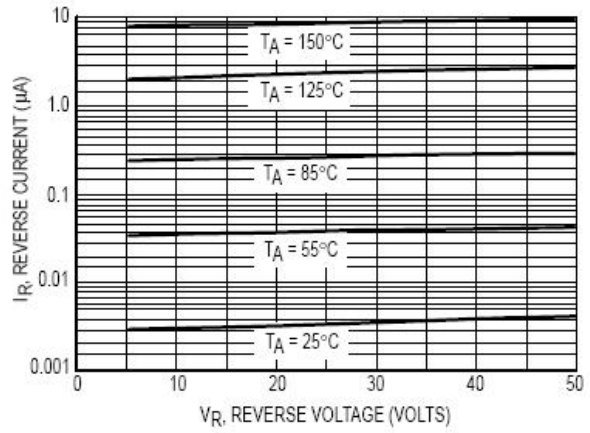


Figure 2. Leakage Current

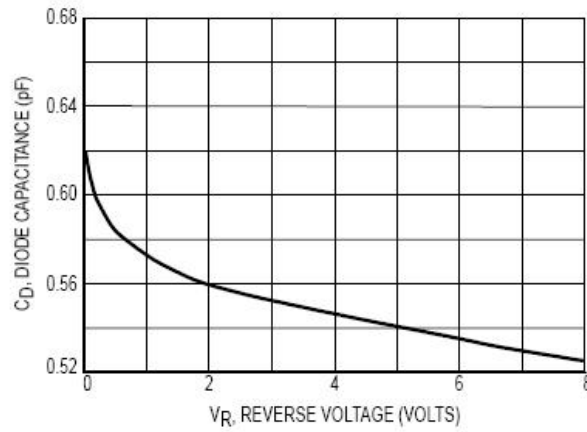


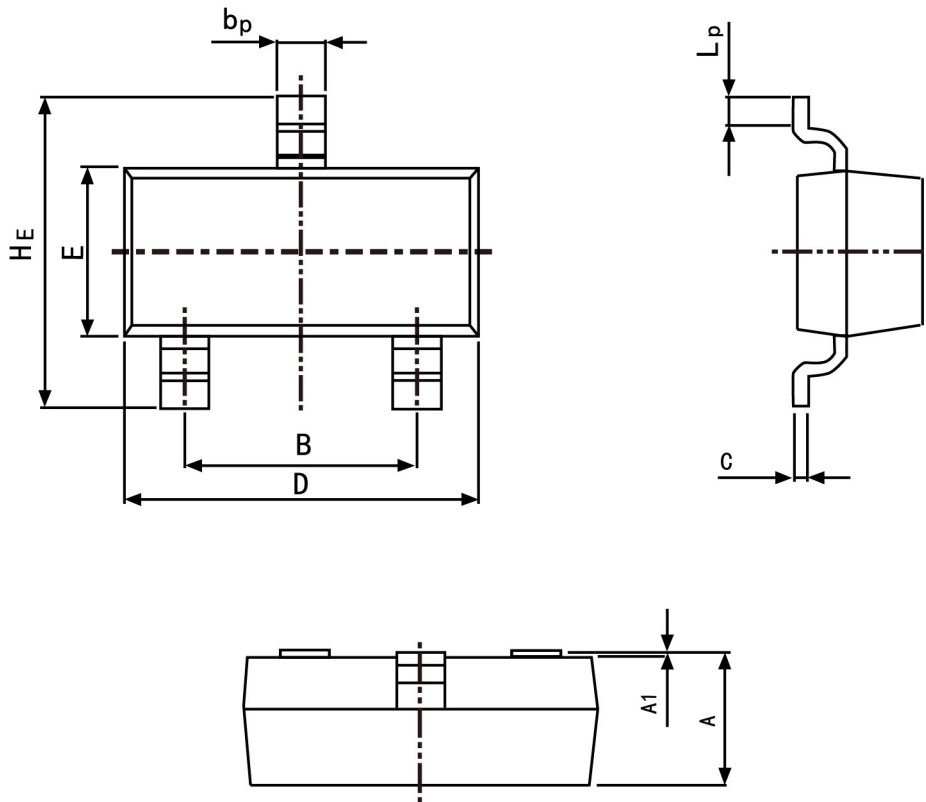
Figure 3. Capacitance



PACKAGE OUTLINE

Plastic surface mounted package; 3 leads

SOT-23



Symbol	Dimension in Millimeters	
	Min	Max
A	0.95	1.40
B	1.78	2.04
bp	0.35	0.50
C	0.08	0.19
D	2.70	3.10
E	1.20	1.65
HE	2.20	3.00
A1	0.100	0.013
Lp	0.20	0.50