


Data sheet | Item number: 2020-214/135-000

2-conductor female connector; Strain relief plate; 1.5 mm<sup>2</sup>; 14-pole

[www.wago.com/2020-214/135-000](http://www.wago.com/2020-214/135-000)



RoHS  Compliant

[BOMcheck.net](https://www.bomcheck.net)

Color: ■

### Item description

According to EN 61984, pluggable connectors without current interrupting capacity shall not be mated and unmated when live or under load.

### Data

#### Electrical data

#### Ratings per IEC/EN 60664-1

Rated voltage (III / 3)

500 V



Rated impulse voltage (III / 3)	6 kV
Rated current	13.5 A
Legend (ratings)	(III / 3) $\hat{=}$ Overvoltage category III / Pollution degree 3

### Approvals per UL 1059

Rated voltage UL (Use Group B)	300 V
Rated current UL (Use Group B)	15 A
Rated voltage UL (Use Group C)	300 V
Rated current UL (Use Group C)	15 A
Rated voltage UL (Use Group D)	300 V
Rated current UL (Use Group D)	15 A

### Connection data

Connection technology	Push-in CAGE CLAMP <sup>®</sup>
Actuation type	Open Tool Slot
Connectable conductor materials	Copper
Nominal cross section	1 mm <sup>2</sup>
Solid conductor	0.14 ... 1.5 mm <sup>2</sup> / 24 ... 16 AWG
Solid conductor, push-in termination	0.5 ... 1.5 mm <sup>2</sup> / 20 ... 16 AWG
Fine-stranded conductor	0.14 ... 1.5 mm <sup>2</sup> / 24 ... 16 AWG
Fine-stranded conductor with ferrule, push-in termination, from	0.5 mm <sup>2</sup> / 20 AWG
Strip length	9 ... 11 mm / 0.35 ... 0.43 Inch
No. of poles	14
Total number of connection points	28
Total number of potentials	14
Type of wiring	Front-entry wiring

### Geometrical Data

Width	49.7 mm / 1.957 inch
Height	69 mm / 2.717 inch
Depth	25 mm / 0.984 inch

### Mechanical data

Marking level	Side marking
---------------	--------------

### Plug connection

Contact type (pluggable connector)	Female connector/socket
Connector connection type	for conductors

## Material Data

Color	gray
Insulating material	Polyamide 66 (PA 66)
Fire load	0.665 MJ
Weight	39.449 g

## Commercial data

Country of origin	DE
GTIN	4050821222149
Product Group	18 (X-COM-System)

## Approvals / Certificates

### Country specific Approvals






Logo	Approval	Certificate name
	CSA DEKRA Certification B.V.	2516073






### UL-Approvals

Logo	Approval	Certificate name
	UL Underwriters Laboratories Inc.	E45172



## Compatible products

### Marking accessories




	Item no.: 2009-113 WMB-Inline; for smartPRINTER; on reel; plain; snap-on type	<a href="http://www.wago.com/2009-113">www.wago.com/2009-113</a>
	Item no.: 2009-113/000-002 WMB-Inline; for smartPRINTER; on reel; plain; snap-on type	<a href="http://www.wago.com/2009-113/000-002">www.wago.com/2009-113/000-002</a>
	Item no.: 2009-113/000-005 WMB-Inline; for smartPRINTER; on reel; plain; snap-on type	<a href="http://www.wago.com/2009-113/000-005">www.wago.com/2009-113/000-005</a>
	Item no.: 2009-113/000-006 WMB-Inline; for smartPRINTER; on reel; plain; snap-on type	<a href="http://www.wago.com/2009-113/000-006">www.wago.com/2009-113/000-006</a>
	Item no.: 2009-113/000-007 WMB-Inline; for smartPRINTER; on reel; plain; snap-on type	<a href="http://www.wago.com/2009-113/000-007">www.wago.com/2009-113/000-007</a>

	<b>Item no.: 2009-113/000-012</b> WMB-Inline; for smartPRINTER; on reel; plain; snap-on type	<a href="http://www.wago.com/2009-113/000-012">www.wago.com/2009-113/000-012</a>
	<b>Item no.: 2009-113/000-017</b> WMB-Inline; for smartPRINTER; on reel; plain; snap-on type	<a href="http://www.wago.com/2009-113/000-017">www.wago.com/2009-113/000-017</a>
	<b>Item no.: 2009-113/000-023</b> WMB-Inline; for smartPRINTER; on reel; plain; snap-on type	<a href="http://www.wago.com/2009-113/000-023">www.wago.com/2009-113/000-023</a>
	<b>Item no.: 2009-113/000-024</b> WMB-Inline; for smartPRINTER; on reel; plain; snap-on type	<a href="http://www.wago.com/2009-113/000-024">www.wago.com/2009-113/000-024</a>
	<b>Item no.: 793-3501</b> WMB marking card; as card; plain; snap-on type	<a href="http://www.wago.com/793-3501">www.wago.com/793-3501</a>




#### Locking lever

	<b>Item no.: 2022-151</b> Locking lever; can be snapped on 1-conductor female plugs; 2 poles and more	<a href="http://www.wago.com/2022-151">www.wago.com/2022-151</a>
	<b>Item no.: 2022-152</b> Locking lever; can be snapped on 1-conductor female plugs; 2 poles and more	<a href="http://www.wago.com/2022-152">www.wago.com/2022-152</a>

#### tools

	<b>Item no.: 210-647</b> Operating tool with partially insulated shaft; Blade (2.5 x 0.4) mm; short	<a href="http://www.wago.com/210-647">www.wago.com/210-647</a>
	<b>Item no.: 210-648</b> Operating tool with partially insulated shaft; Blade (2.5 x 0.4) mm; short; angled	<a href="http://www.wago.com/210-648">www.wago.com/210-648</a>
	<b>Item no.: 210-719</b> Operating tool with partially insulated shaft; Type 1, blade (2.5 x 0.4) mm	<a href="http://www.wago.com/210-719">www.wago.com/210-719</a>

#### ferrule

	<b>Item no.: 216-241</b> Ferrule; Sleeve for 0.5 mm <sup>2</sup> / AWG 22; insulated; electro-tin plated; electrolytic copper; gastight crimped; acc. to DIN 46228, Part 4/09.90	<a href="http://www.wago.com/216-241">www.wago.com/216-241</a>
	<b>Item no.: 216-242</b> Ferrule; Sleeve for 0.75 mm <sup>2</sup> / AWG 20; insulated; electro-tin plated; electrolytic copper; gastight crimped; acc. to DIN 46228, Part 4/09.90	<a href="http://www.wago.com/216-242">www.wago.com/216-242</a>
	<b>Item no.: 216-243</b> Ferrule; Sleeve for 1 mm <sup>2</sup> / AWG 18; insulated; electro-tin plated; electrolytic copper; gastight crimped; acc. to DIN 46228, Part 4/09.90	<a href="http://www.wago.com/216-243">www.wago.com/216-243</a>

#### Strain relief plate

	<b>Item no.: 734-430</b> Strain relief plate	<a href="http://www.wago.com/734-430">www.wago.com/734-430</a>
--	---	--

#### Protective Warning Marker



Item no.: 2000-115

TOPJOB®S protective warning marker; with high-voltage symbol, for 2000 series terminal blocks; for 5 terminal blocks [www.wago.com/2000-115](http://www.wago.com/2000-115)

## Downloads

### Documentation

#### Bid Text

2020-214/135-000	Aug 14, 2018	DOCX 15.8 kB	Download
------------------	--------------	-----------------	----------

## CAD files

### CAD data

3D Download 2020-214/135-000	URL	Download
------------------------------	-----	----------

## Product family

**X-COM S-Mini**

[Show all products from the family](#)

Subject to changes.

WAGO Corporation  
Germantown, WI 53022  
32423 Minden  
Phone: +49571 887-0 | Fax: (262) 255-6222  
Email: [info.us@wago.com](mailto:info.us@wago.com) | Web: [www.wago.com](http://www.wago.com)

Do you have any questions about our products?  
We are always happy to take your call at {0}.