




200-250V 16A Single-Phase Hot-Swap PDU with Manual Bypass - 5 C13 and 1 C19 Outlets, 2 C20 Inlets, 1U Rack/Wall

MODEL NUMBER: PDUBHV201U



Bypass PDU maintains continuous power to connected equipment during scheduled UPS maintenance or replacement.

Features

Bypass PDU Recommended for Maintaining Continuous Power During UPS Maintenance

Keeping mission-critical data center equipment operating at its optimal level often means scheduled maintenance. But what if you are unable to afford the costly downtime involved in powering down for regular upkeep? This 200–250V 16A single-phase hot-swap rack PDU (rPDU) works in conjunction with your UPS system to keep everything running 24/7/365. It allows you to manually transfer connected equipment to utility power via the PDU's bypass switch, permitting maintenance or equipment replacement with no interruption of performance.

Features Dual Inputs and a Manual Transfer Switch for Uninterrupted Operation

The PDUBHV201U features two C20 inlets that connect to separate UPS and utility input power sources with user-supplied power cables or the included C19-to-C20 cables. The manual transfer switch allows PDU output power to flow from either input. Flip the switch to Bypass to replace the UPS and flip back to Normal once the maintenance or UPS replacement is complete. Equipment connected to the outlets will continue to operate without interruption.

Optional ECO Switching Feature Enables Cost-Cutting Power Savings

By enabling the ECO power saving feature, you can power off a single bank of four controlled C13 outlets all at once when the devices connected to the master C13 and C19 outlets are powered off or go into a low-power consumption mode.

Mounts into 1U of Rack Space or on a Wall

Use the included mounting hardware to install the PDUBHV201U's all-metal housing into 1U of space in an EIA-standard 19-inch rack. You may also use the mounting brackets to secure the PDU to a wall.

Specifications

OVERVIEW	
UPC Code	037332262455

Highlights

- Ideal for supporting critical IT equipment that require 24/7/365 uptime
- Transfers connected components to utility power with no downtime during UPS maintenance
- Dual C20 inlets support connection to separate UPS and utility input power sources
- ECO mode saves power by shutting down controlled outlet bank in certain conditions
- Mounts into 1U of rack space or onto wall using included mounting hardware

Applications

- Set the bypass switch to UPS during normal operation, so connected equipment can receive fulltime conditioned power
- Set the bypass switch to Utility to bypass the UPS and provide connected equipment with unfiltered power during UPS maintenance or replacement
- Enable ECO Switching to save power by shutting down one load bank when the device connected to the master outlet is powered off or in low-consumption mode

Package Includes

- PDUBHV201U 200-250V 16A Hot-Swap PDU
- (2) C19-to-C20 power cables
- Mounting hardware
- Owner's manual



Powering Business Worldwide

TRIPP LITE
SERIES

PDU Type	Hot-Swap
INPUT	
Input Phase	Single-Phase
PDU Input Voltage	200; 208; 220; 230; 240; 250
Recommended Electrical Service	Works with 200-250V UPS systems with C20 compatible input cabling
Maximum Input Amps	16
Maximum Input Amps Details	Agency de-rated to 16A continuous
PDU Plug Type	(2) IEC-320 C20
Input Cord Details	Set of two 1.4m C19-to-C20 power cables included; Supports user supplied alternate cabling
Input Cord Length (ft.)	6
Input Cord Length (m)	1.83
OUTPUT	
Output Capacity Details	3.2kW (200V), 3.5kW (220V), 3.7kW (230V), 3.8kW (240V), 4kW (250V) / Total capacity 10A / 16A Max per C19 outlet / 10A max per C13 outlet
Frequency Compatibility	50 / 60 Hz
Output Receptacle Details	Set of 6 output receptacles are arranged in two groups to support the optional ECO Power-Saving feature; Two MASTER-outlets (1 C13 & 1 C19) provide optional current-sense capability that when enabled, automatically powers off the bank of 4 C13 CONTROLLABLE GROUP-outlets when the devices connected to the two MASTER-outlets are power off or enter a low power sleep mode consuming a total of 20W or less (±5W)
Output Receptacles	(5) C13; (1) C19
Output Nominal Voltage	200-250V
USER INTERFACE, ALERTS & CONTROLS	
Front Panel LEDs	Front panel LEDs report UTILITY Input Power ON (green), BYPASS-MODE Switch Setting (yellow), MASTER Outlet Power ON (green), CONTROLLABLE GROUP Outlets Power ON (green)
Switches	2 position Manual Transfer switch offers Break-Before-Make transfer between UPS and Utility operating modes with less than 8 milliseconds (typical) transfer time; Additional switch offers ENABLE/DISABLE control of the ECO Power-Saving feature
SURGE / NOISE SUPPRESSION	
Automatic Shut-Off	No
PHYSICAL	
Material of Construction	Metal
Rack Height	1U
Form Factors Supported	Includes installation accessories for wall mount and 1U horizontal rackmount installation in 2 or 4 post equipment racks
PDU Form Factor	Horizontal (1U)
Shipping Dimensions (hwd / in.)	5.10 x 8.00 x 21.30
Shipping Weight (kg)	2.90



Powering Business Worldwide

TRIPP LITE
SERIES

Unit Dimensions (hwd / in.)	1.730 x 17.240 x 3.940
Unit Dimensions (hwd / cm)	4.39 x 43.79 x 10.01
Unit Weight (lbs.)	5.2
Unit Weight (kg)	2.36
ENVIRONMENTAL	
Operating Temperature Range	32° to 104°F (0° to 40°C)
Storage Temperature Range	-22° to 122°F (-30° to 50°C)
Relative Humidity	5% to 95% non-condensing
Operating Elevation	0-10000 ft. (0-3000 m)
FEATURES & SPECIFICATIONS	
High Availability PDU Features	Manual Hot-Swap Bypass
STANDARDS & COMPLIANCE	
Product Certifications	CAN/CSA C22.2; NOM (Mexico); UL 62368-1
Product Compliance	RoHS; CE (Europe); UKCA
WARRANTY & SUPPORT	
Product Warranty Period (Worldwide)	2-year limited warranty

1000 Eaton Boulevard
Cleveland, OH 44122
United States
<https://tripplite.eaton.com>

© 2024 Eaton. All Rights Reserved.
Eaton is a registered trademark. All other trademarks
are the property of their respective owners.