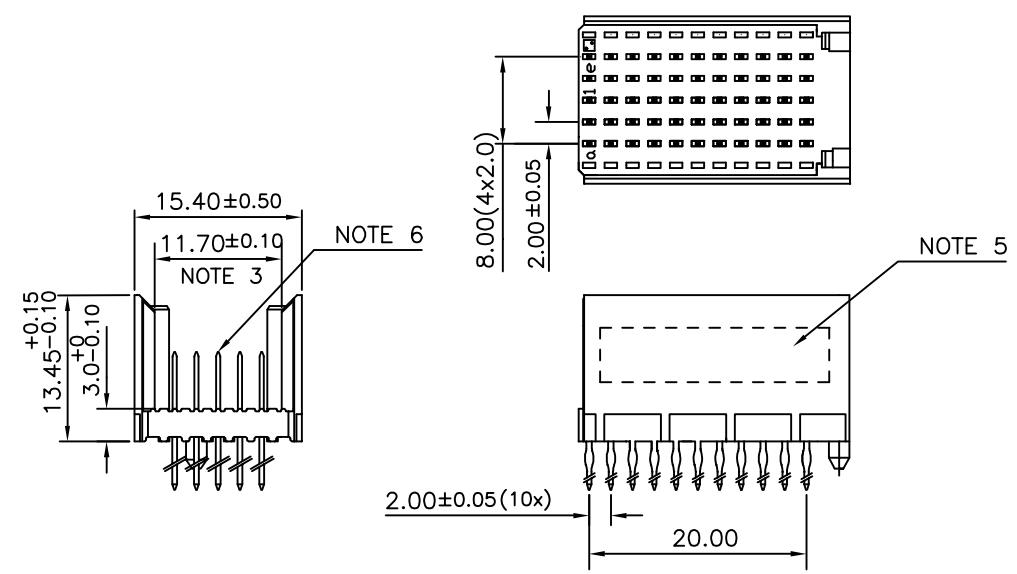


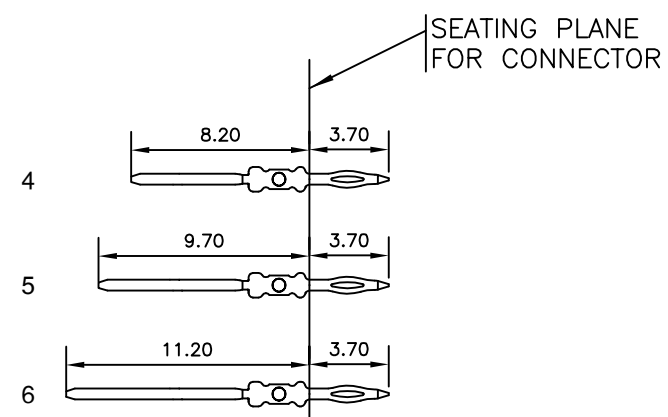
LOADING PATTERN MATING SIDE

f	0	0	0	0	0	0	0	0	0	0
e	6	4	4	4	4	4	4	4	4	6
d	5	4	4	4	4	4	4	4	4	5
c	5	4	4	4	4	4	4	4	4	5
b	5	4	4	4	4	4	4	4	4	5
a	6	4	4	4	4	4	4	4	4	6
z	0	0	0	0	0	0	0	0	0	0
P	0									
S	1									
		0	5							0

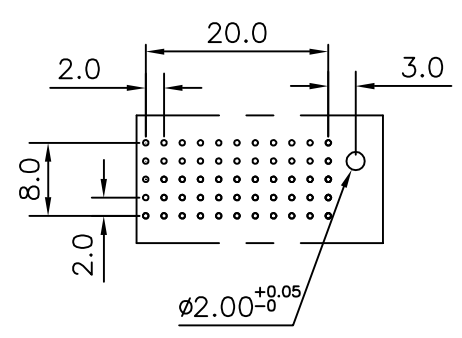
LOADED CONNECTOR ASSEMBLY (FOR EXAMPLE)



CONTACT OVERVIEW



LAY-OUT P.C.B.-HOLE



HM2P09PDE3G0 **LEAD FREE INDICATOR : LF = LEAD FREE (DIGIT 15 & 16)**
PLATING CODE (DIGIT 13 AND 14)
 (REF DRW NO. BS,C , 201844 , 003)

NOTES

- THIS PRODUCT IS CSA APPROVED.
 - THIS PRODUCT IS UL RECOGNIZED.
 - MEASURED AT THE BOTTOM.
 - MATERIAL CONTACT: PHOSPHORBRONZE
HOUSING: CREAM WHITE GLASS FILLED POLYESTER UL-94V0
 - CONNECTOR PRINTED WITH P/N AND DATE CODE.
 - FOR ACTUAL CONTACT LOADINGS, SEE LOADING PATTERN MATING SIDE.
 - SHAPE OF CONNECTOR HOUSING CAN ALTER DEPENDING ON PRODUCTION LOCATION
 - THE PRODUCT (LF) MEETS EUROPEAN UNION DIRECTIVES AND OTHER COUNTRY REGULATIONS AS DESCRIBED IN GS-22-008
 - FOR RECOMMENDED PTH DIMENSIONS REFER DRAWING : BS, A , 201572 , 001
- CATALOG NO: HM2P09PDE3G0----

mat'l. code SEE NOTE 4				surface ISO 1302 ✓		tolerance ISO 406 ISO 1101		projection MM		product family MILLIPACS			
litr				ecn no		dr		date		tolerances unless otherwise specified		title	
A				I04-0058		MINI		2004/10/16		angles		MPACS 5+2R STR HDR PF CONN TYPE C	
B				I05-0188		MINI		2005/10/13		linear		scale	
C				I06-0090		MINI		2006/06/27		0°±1°		-	
						dr		MINI K VANDANATH		2004/10/16		dwg no	
						enr		BIJU K PAUL		2004/10/16		sheet 1 of 1	
						chr		BIJU K PAUL		2006/06/27		size	
						appd		BIJU K PAUL		2006/06/27		A3	
sheet				revision		C						type	
index				sheet		1						Product Customer Drawing	



Copyright FCI

Mouser Electronics

Authorized Distributor

Click to View Pricing, Inventory, Delivery & Lifecycle Information:

[FCI / Amphenol:](#)

[HM2P09PDE3G0N9](#) [HM2P09PDE3G0N9LF](#)