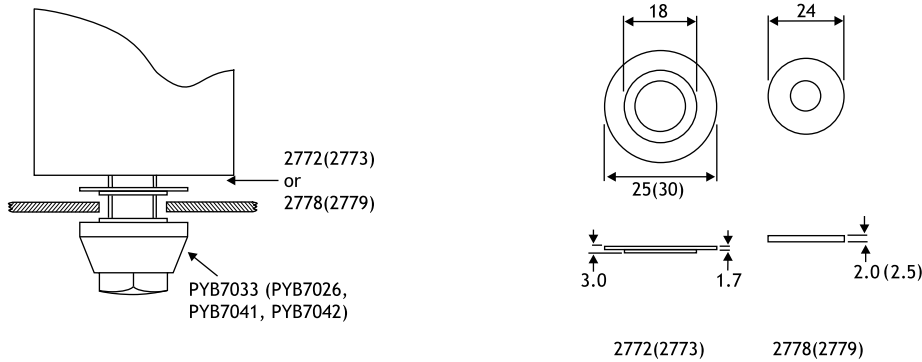


Hardware & Resistors for Aluminum Electrolytics (M8 & M12 Stud)

Insulated Version - Dimensions in mm

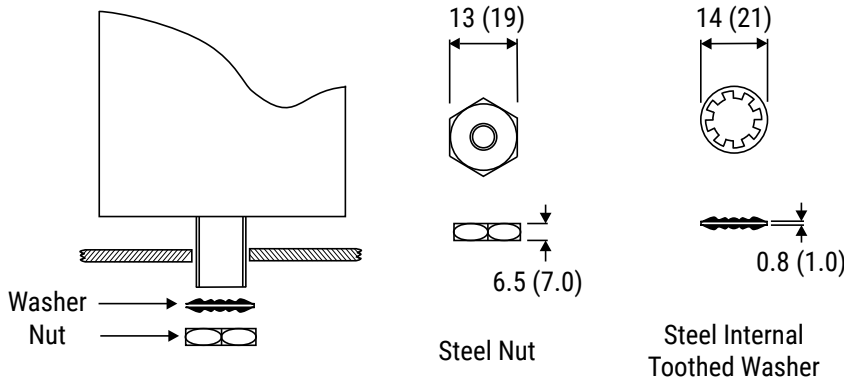
M8 Stud (M12 Stud)



All of the above accessories may be ordered individually using the part number shown or as kits using the kit part numbers shown in the Kit Contents and Ordering Information.

Part Code	Size	Description	Kit Part Number	
			2740	2741
2772	M8	Stepped poly washer	•	
2773	M12	Stepped poly washer		•
2778	M8	Plain poly washer	•	
2779	M12	Plain poly washer		•
PYB7033	M8 x 1.5	Nylon nut	•	
PYB7026	M12 x 1.75	Nylon nut		•
PYB7041	M12 x 1.75	Nylon nut	Sold Separately	
PYB7042	M12 x 1.75	Nylon nut	Sold Separately	

Non-Insulated Version - Dimensions in mm
M8 Stud (M12 Stud)

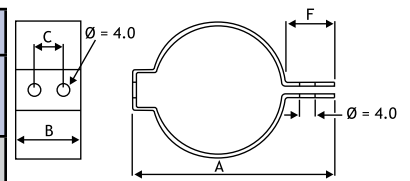


All of the above accessories may be ordered individually using the part number shown or as kits using the kit part numbers shown in the Kit Contents and Ordering Information.

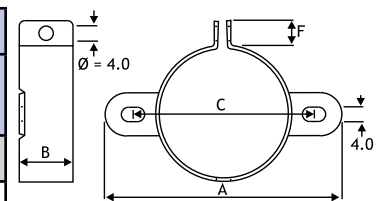
Part Code	Size	Description	Kit Part Number	
			2782	2785
2352	M8	Steel External Toothed Washer	•	
2353	M12	Steel Internal Toothed Washer		•
2788	M12 x 1.75	Steel nut		•
2789	M8 x 1.5	Steel nut	•	

Clamps – Millimeters (Material – Zinc Plated Steel)

Horizontal Mounting					
Type	Can Diameter	A	B	C	F
	Tolerance	±1.0	±0.3	±0.5	±0.5
H1	25.0	40.0	22.5	12.7	10.0
H2	35.0 – 36.0	52.0	22.5	12.7	10.0

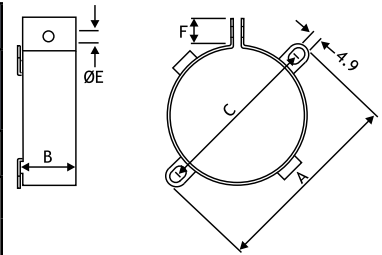


Vertical Mounting					
Type	Can Diameter	A	B	C	F
	Tolerance	±1.0	±0.3	±0.5	±0.5
V2	25.0	49.0	19.0	37.0	10.0
V3	35.0 – 36.0	58.5	19.0	46.5	10.0
V9	40.0	65.0	19.0	52.0	9.0



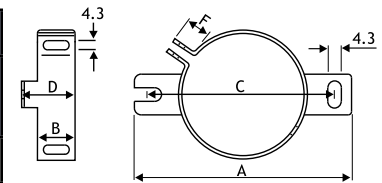
Clamps – Millimeters (Material – Zinc Plated Steel) cont.

Vertical Mounting						
Type	Can Diameter	A	B	C	E	F
	Tolerance	±1.0	±0.3	±0.5	±0.5	±0.5
V4	50.0 – 51.0	75.0	27.5	65.0	4.9	9.5
V6	45.0	69.5	20.0	58.0	4.0	10.0
V8	63.5	90.0	27.5	77.5	4.9	9.5
PYC6041*	36.6	64.0	20.0	52.0	4.5	11.5



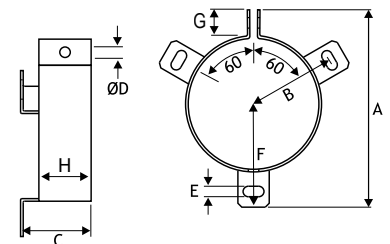
*PYC clamps are for PEH169 and PEH200 capacitors only. Diameters include plastic insulation.

Vertical Mounting						
Type	Can Diameter	A	B	C	D	F
	Tolerance	±1.0	±0.3	±0.5	±0.3	±0.5
2736	35.0 – 36.0	63.0	12.2	54.5	17.2	9.0



When using mounting clamps, care should be taken not to obscure any safety vent in the can. Delivered without bolts and nuts for mounting.

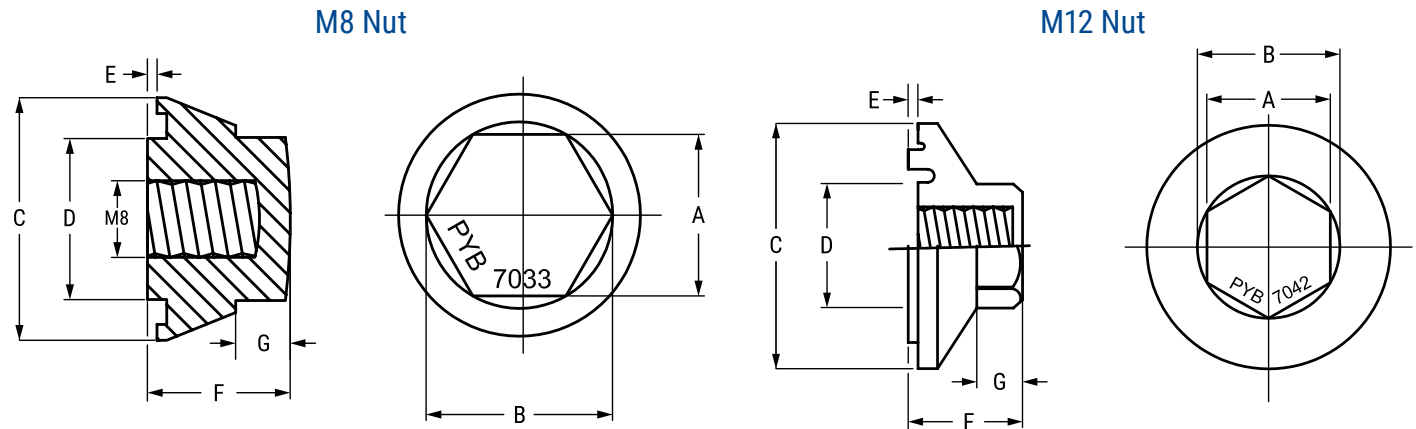
Vertical Mounting									
Type	Can Diameter	A	B	C	D	E	F	G	H
	Tolerance	±1.0	±0.5	±0.5	±0.5	±0.3	±0.5	±0.5	±0.3
2737	50.0 - 51.0	75.5	33.5	27.0	4.3	4.3	39.5	10.0	20
V10	65.0 - 66.0	90.0	40.0	30.0	5.0	4.5	46.0	10.0	20
2738	65.0 - 66.0	88.5	39.0	27.0	4.3	4.3	45.0	10.0	20
V11	76.0 - 77.0	100.5	45.5	30.0	5.0	4.5	51.5	10.0	20
V90N	90.0	111.1	50.8	30.5	4.2	5.0	55.5	10.0	24
PYC6042*	51.6	78.0	33.5	29.5	5.5	4.5	39.0	12.0	19
PYC6043*	66.6	90.5	39.0	36.0	5.5	4.5	44.0	12.0	25
PYC6044*	76.6	100.5	44.0	36.0	5.5	4.5	49.0	12.0	25
PYC6045*	91.6	115.5	51.5	36.0	5.5	4.5	56.5	12.0	25



When using mounting clamps, care should be taken not to obscure any safety vent in the can. Delivered without bolts and nuts for mounting.

*PYC clamps are for PEH169 and PEH200 capacitors only. Diameters include plastic insulation.

Mounting Data for Accessories



Part Code	Capacitor Diameter	Mounting Hole	Maximum Chassis Thickness	Creepage Distance	Test Voltage 50 – 60 Hz	Maximum Tightening Torque
	(mm)	(mm) Minimum	(mm)	(mm)	1 min (KVAC)	(NM)
PYB7033 (M8)	$\varnothing < 36$	$\varnothing 17.5$	5	4.5	2.5	3
PYB7026 (M12)	$\varnothing > 36$	$\varnothing 17.5$	5	2.5	2.5	8
PYB7041 (M12)	$\varnothing > 36$	$\varnothing 22.5$	5	5	2.5	8
PYB7042 (M12)	$\varnothing > 36$	$\varnothing 30.5$	5	9	4	8

Part Code	A	B	C	D	E	F	G
	± 0.2	± 0.2	± 0.2	± 0.2	± 0.2	± 0.5	± 0.2
PYB7033 (M8)	17.0	19.5	25.3	16.8	1.0	14.9	5.7
PYB7026 (M12)	19.0	21.7	30.0	15.2	1.0	17.6	6.9
PYB7041 (M12)	19.0	21.7	30.0	15	1.5	18.0	7.0
PYB7042 (M12)	19.0	-	37.5	29.5	1.5	17.5	7.0

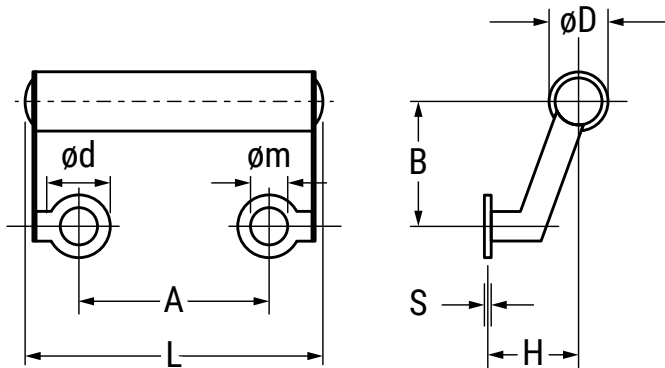
Resistors

For voltage balancing and/or discharge of electrolytic capacitors

Basic Design



The PYR resistors are wire wound on a ceramic core and coated with high temperature silicone. The mounting brackets are made of stainless steel and connected by two point spot welding.

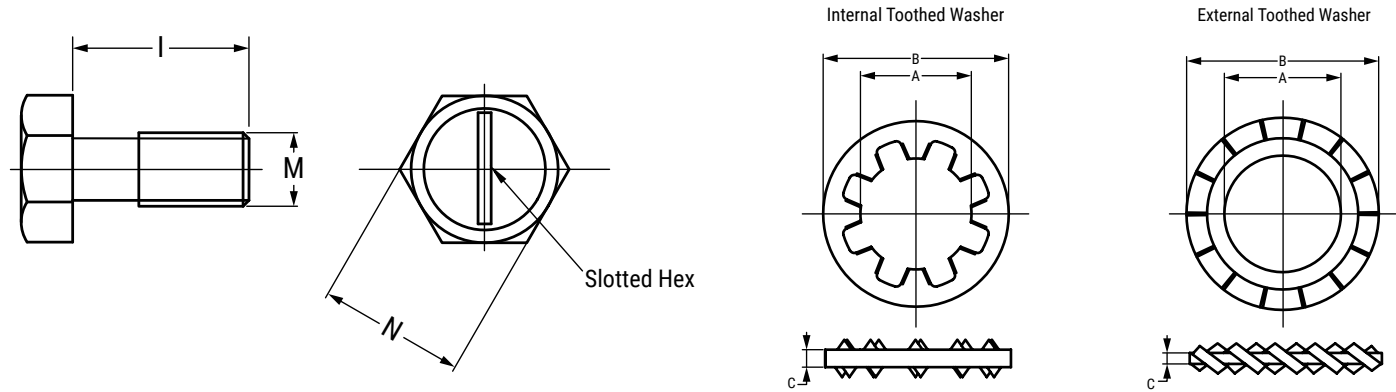


Type	A	L	d	m	B	H	S	D
	(mm)	±1	±2	(mm)	(mm)	±1	±1	Maximum
PYR5008	22*	40	10.6	6.3	21	15	0.4	10
PYR7511	32	50	10.6	6.3	21	15	0.4	10

*Brackets are adjustable up to A = 28.5

Part Number	Resistance	P _{Max} (Watts)	P _{Max} (Watts)	P _{Max} (Watts)	Capacitor Diameter
	(kΩ)	40°C	85°C	105°C	(mm)
PYR5008-47	47	10	8	7	50-65
PYR7511-10	10	13	11	10	75-90
PYR7511-18	18	13	11	10	75-90
PYR7511-27	27	13	11	10	75-90
PYR7511-47	47	13	11	10	75-90

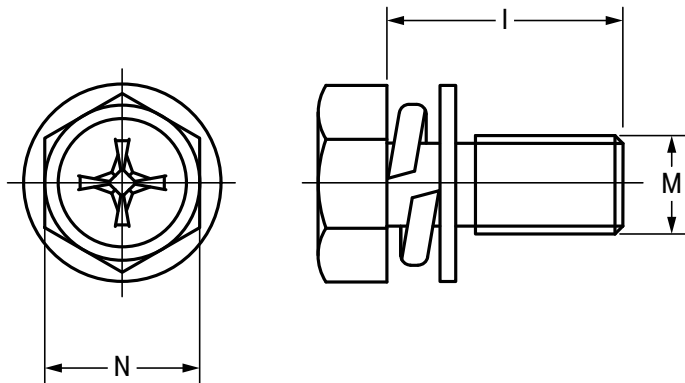
Steel Screws & Washers



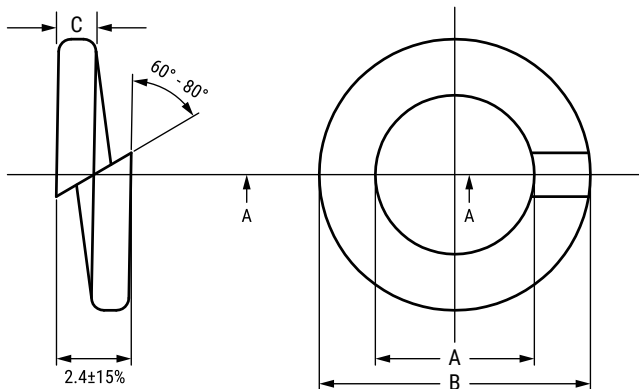
Part Code	Size (M)	Description	Screw Dimensions			Washer Dimensions			Kit Part Number		
			I (mm)	N (mm)	Maximum Tightening Torque	A	B	C	3895 (10 per bag)	3896 (20 per bag)	3897 (50 per bag)
2641*	M5 x 0.8	Steel Screw	10	8	2	-	-	-		•	•
3502*	M6 x 1.0	Steel Screw	10	10	4	-	-	-	•		
2348*	M5	Internal Toothed Washer	-	-	-	5.2	8.9	0.6		•	•
2358*	M6	Internal Toothed Washer	-	-	-	6.4	10.7	0.6	•		

*Not sold separately, only sold in Kit

Steel Screws & Washers cont.



Part Code	Size (M)	Description	Screw Dimensions	
			I (mm)	N (mm)
2645	M5 x 0.8 x 12 (mm)	Screw with Captive Split Lock & Flat Washer	12	7.85



Part Code	Size (M)	Description	Washer Dimensions		
			A	B	C
PYC7150	M5	Split Washer	5.1	8.7	1.2

KEMET Electronics Corporation Sales Offices

For a complete list of our global sales offices, please visit www.kemet.com/sales.

Disclaimer

YAGEO Corporation and its affiliates do not recommend the use of commercial or automotive grade products for high reliability applications or manned space flight.

All product specifications, statements, information and data (collectively, the "Information") in this datasheet are subject to change. The customer is responsible for checking and verifying the extent to which the Information contained in this publication is applicable to an order at the time the order is placed. All Information given herein is believed to be accurate and reliable, but it is presented without guarantee, warranty, or responsibility of any kind, expressed or implied.

Statements of suitability for certain applications are based on KEMET Electronics Corporation's ("KEMET") knowledge of typical operating conditions for such applications, but are not intended to constitute – and KEMET specifically disclaims – any warranty concerning suitability for a specific customer application or use. The Information is intended for use only by customers who have the requisite experience and capability to determine the correct products for their application. Any technical advice inferred from this Information or otherwise provided by KEMET with reference to the use of KEMET's products is given gratis, and KEMET assumes no obligation or liability for the advice given or results obtained.

Although KEMET designs and manufactures its products to the most stringent quality and safety standards, given the current state of the art, isolated component failures may still occur. Accordingly, customer applications which require a high degree of reliability or safety should employ suitable designs or other safeguards (such as installation of protective circuitry or redundancies) in order to ensure that the failure of an electrical component does not result in a risk of personal injury or property damage.

Although all product-related warnings, cautions and notes must be observed, the customer should not assume that all safety measures are indicated or that other measures may not be required.

KEMET requires its products to be packaged and shipped on pallets. This is because KEMET's products are specifically designed to be packed onto pallets during shipment. If for any reason, the products are removed from pallets by the shipping party and shipped to the end customer, then additional external protection is required. In this instance, an external box with two carton layers and an upwards orientation sticker must be used by the shipping party, with the empty space filled with filling material, and afterwards sealing the box. If this packing and packaging guideline is not followed by the shipping party, the shipping party, and not KEMET, will be held responsible for any packaging, packing and/or product damages upon delivery of the products to the end customer. KEMET hereby disclaims any liability for damages to the products or otherwise that have been, or threaten to be, inflicted, result from or are in any way related to the packaging, packing or damage by the shipping party in contravention of the packing and packaging guidelines herein.

KEMET is a registered trademark of KEMET Electronics Corporation.