

Product data sheet

Miniature connectors

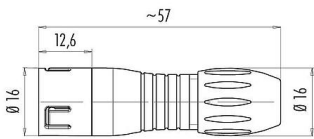


Product description	Snap-In Male cable connector, Contacts: 3, 4.0-6.0 mm, unshielded, solder, IP67, UL, VDE
Area	series 720
Part no.	99 9105 50 03

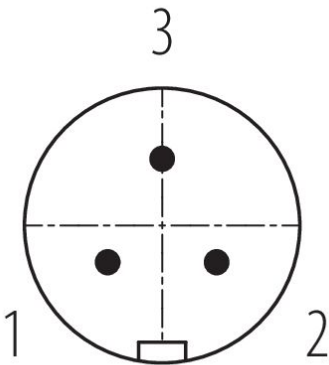
Illustration



Scale drawing



Contact arrangement (Plug-in side)



You can find the assembly instructions on the next page.

Technical data

General features

Part no.	99 9105 50 03
Connector design	Male cable connector
Version	Connector pin straight
Connector locking system	snap-in
Termination	solder
Degree of protection	IP67
Cross-sectional area	max. 0.75 mm² / AWG 18
Cable outlet	4.0-6.0 mm
Temperature range from/to	-25 °C / 85 °C
Mechanical operation	> 500 Mating cycles
Weight (g)	8.54
Customs tariff number	85369010
Country of Origin	DE

Electrical parameters

Rated voltage	250 V
Rated impulse voltage	2500 V
Rated current	7.0 A
Insulation resistance	≥ 10 <sup>10</sup> Ω
Pollution degree	2
Overvoltage category	II
Insulating material group	II
EMC compliance	unshielded

Product data sheet

Miniature connectors



Product description	Snap-In Male cable connector, Contacts: 3, 4.0-6.0 mm, unshielded, solder, IP67, UL, VDE
Area	series 720
Part no.	99 9105 50 03

Material

Housing material	PA
Contact body material	PA (UL94 HB) red
Contact material	CuZn (brass)
Contact plating	Au (gold)
REACH SVHC	CAS 96-45-7 (Imidazolidine-2-thione) CAS 7439-92-1 (Lead)
SCIP number	1d484e6a-fcff-4ffe-bd70-d5c414dfa704

Authorization/approvals

Approvals	UL, VDE
-----------	---------

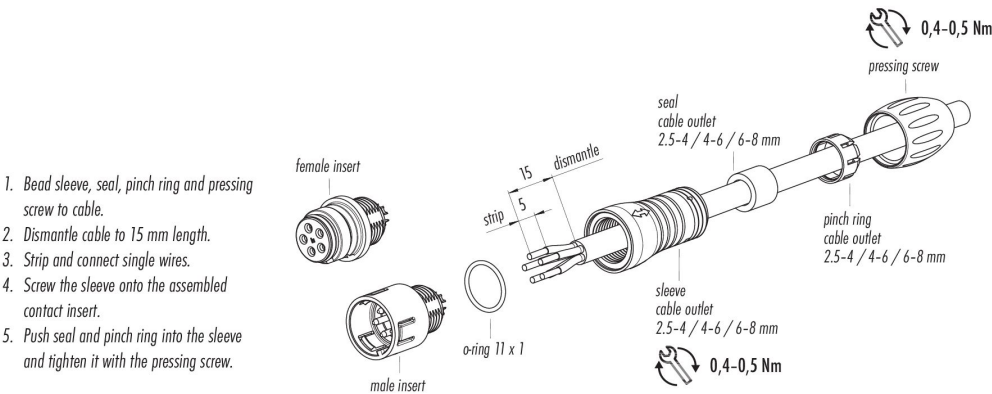
Classifications

eCl@ss 11.1	27-44-01-02
ETIM 9.0	EC002635

Declarations of conformity

Low Voltage Directive	2014/35/EU (EN 60204-1:2018;EN 60529:1991)
-----------------------	--

Assembly instructions



Product description	<b>Snap-In Male cable connector, Contacts: 3, 4.0-6.0 mm, unshielded, solder, IP67, UL, VDE</b>
Area	<b>series 720</b>
Part no.	<b>99 9105 50 03</b>

## Security notices

The connector must not be plugged or unplugged under load. Non-observance and improper use can result in personal injury.

The connectors have been developed for applications in plant engineering, control and electrical equipment construction. The user is responsible for checking whether the connectors can also be used in other areas of application.

To protect against unintentional opening of the connector, the thread between the housing and the connector head must be secured with a suitable cyanoacrylate adhesive when used in circuits with voltages dangerous to the touch. This does not apply to connectors used in SELV and PELV circuits according to IEC 61140 (EN 61140, VDE 0140-1).

Connectors which are used in circuits with voltages dangerous to the touch may only be installed and used by, or under the supervision of, persons with electrical engineering training, taking into account the applicable regulations and standards.

The user must take suitable safety precautions to ensure that the connector cannot be accidentally disconnected.

Plug connectors with enclosure protection IP67 and IP68 are not suitable for use under water. When used outdoors, the plug connectors must be protected separately against corrosion. For further information on the IP protection classes, please refer to the "Technical Information" download centre.

The plug connector is not suitable for mains voltages Please observe the pollution degree and the overvoltage category. For further information, please refer to the download center "Technical Information".