
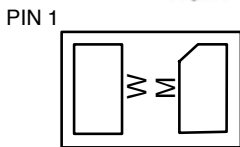


Transient Voltage Suppressors for ESD Protection

DFN0603-2L Package



W = Specific Device Code
M = Month Code

FEATURES

- Small Body Outline Dimensions:
- 0.61 mm x 0.31 mm
- Low Body Height: 0.28 mm
- Low Leakage
- Response Time is Typically < 1 ns
- IEC61000-4-2 Level 4 ESD Protection
- These are Pb-Free Devices
- We declare that the material of product compliance with RoHS requirements.

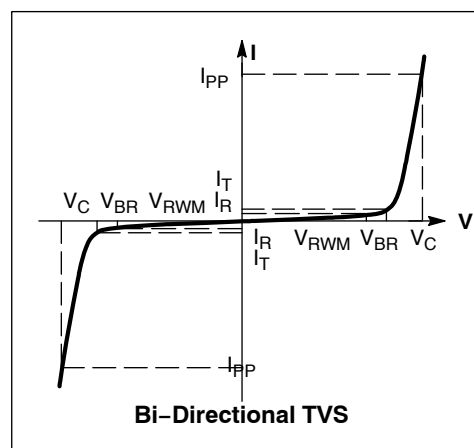
ABSOLUTE RATINGS(Ta = 25 °C)

Parameter	Symbol	Limits	Unit
IEC 61000-4-2 (ESD)	Contact	±20	kV
	Air	±25	
IEC 61000 - 4 - 4 (EFT)		40	A
ESD Voltage(Per Human Body Model)		16	kV
Total Power Dissipation on FR-5 Broad	PD	160	mW
Maximum Junction Temperature	T _J	150	°C
Storage temperature	T _{stg}	-55 ~ +150	°C
Lead Solder Temperature – Maximum (10 Second Duration)	TL	260	°C

Electrical Parameter

Symbol	Parameter
I _{PP}	Maximum Reverse Peak Pulse Current
V _C	Clamping Voltage @ I _{PP}
V _{RWM}	Working Peak Reverse Voltage
I _R	Maximum Reverse Leakage Current @ V _{RWM}
V _{BR}	Breakdown Voltage @ I _T
I _T	Test Current
P _{pk}	Peak Power Dissipation
C	Capacitance @ V _R = 0 and f = 1.0 MHz

SLESD11D5V0C



● ELECTRICAL CHARACTERISTICS (Ta= 25°C)

Device	V _{RWM} (V)	I _R (u A) @V _{RWM}	V _{BR} (V) @ I _T (Note 1)		I _T	V _C (V) @I _{pp} = 5 A	V _C (V) @Max I _{pp}	I _{PP} (A)	P _{PK} (W)	C (pF)
	Max	Max	Min	Max	mA	Max	Max	Max	Max	Max
SLESD11D5V0C	5.0	0.1	5.6	7.8	1	11	11.8	5.76	50	10

1. V_{BR} is measured with a pluse test current I_T at an ambient temperature of 25°C.

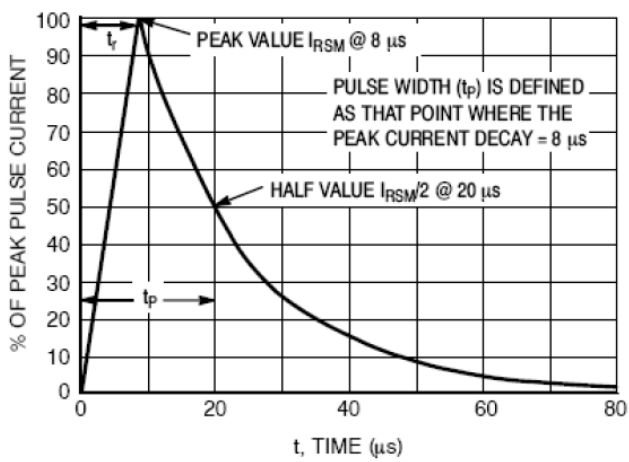
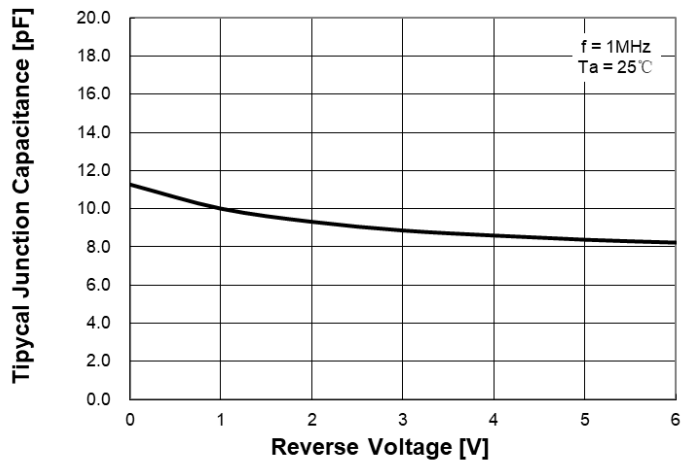
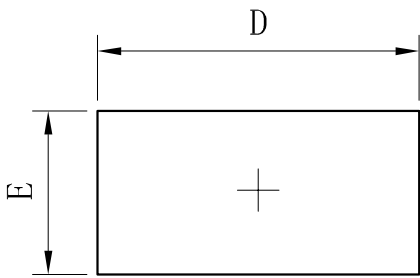


Figure 1. 8 x 20 μs Pulse Waveform

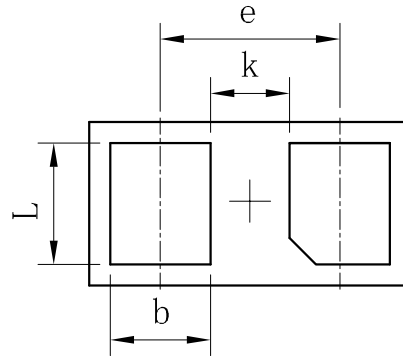


DFN0603-2L Package Outline Dimensions

OUTLINE AND DIMENSIONS



TOP VIEW



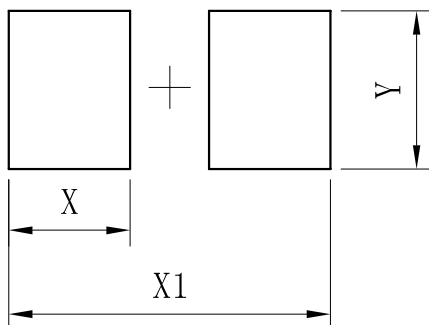
BOTTOM VIEW

DFN0603-DL			
Dim	Min	Typ.	Max
D	0.58	0.61	0.64
E	0.28	0.31	0.34
e	-	0.34	-
L	0.20	0.23	0.26
b	0.16	0.19	0.22
A	0.25	0.28	0.31
k	0.12	0.15	0.18
All Dimensions in mm			



SIDE VIEW

SOLDERING FOOTPRINT



DFN0603-DL	
DIM	(mm)
X	0.23
X1	0.61
Y	0.30