



## K22 Series Right Angle PCB Mount .318" Footprint

### Ordering Information

K22	-	B	25	S	-	N
Series		Shell Size	Number of Contacts	Contact Type		Mounting Options
						Plating Options

#### Series

K22 - Kycon D-Subminiature Connector, Right Angle, PCB Termination, .318 Footprint  
K22HT - Reflow Compatible Version

#### Shell Size

E - 9 Contacts  
A - 15 Contacts  
B - 25 Contacts  
C - 37 Contacts

#### Number of Contacts

9, 15, 25, 37

#### Contact Type

P - Pin Contact (Plug)  
S - Socket Contact (Receptacle)

#### Mounting Options (See Page 35)

#### Plating Options

Designator	Plating Description
Standard	Gold flash over nickel on contacts. Gold flash over nickel or tin/lead over nickel on soldertails.
15	15 $\mu$ m gold over nickel on mating end of contacts. Tin/lead over nickel on soldertails.
30	30 $\mu$ m gold over nickel on mating end of contacts. Tin/lead over nickel on soldertails.

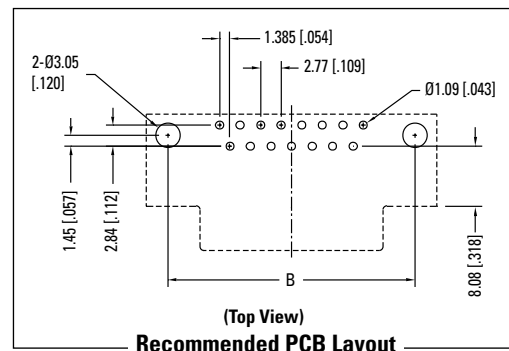
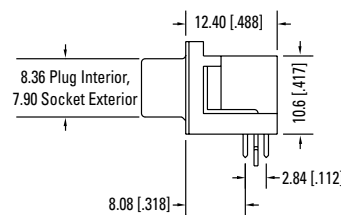
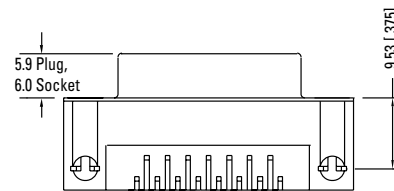
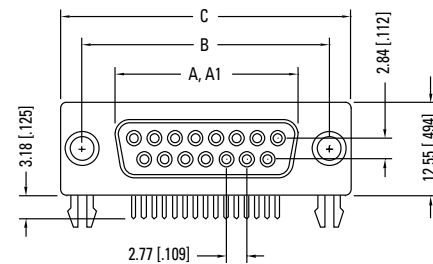
#### Performance Specifications (see page 4)

# D-SUBMINIATURE CONNECTORS

## K22 Series

### K22 Series Dimensions

Pictured with Board Lock Option, Dimensions in mm [In]



Shell Size	In / mm			
	A	A1	B	C
<b>9</b> (E)	<b>.643</b> 16.33	<b>.666</b> 16.92	<b>.984</b> 24.99	<b>1.213</b> 30.81
<b>15</b> (A)	<b>.971</b> 24.66	<b>.994</b> 25.25	<b>1.312</b> 33.32	<b>1.541</b> 39.14
<b>25</b> (B)	<b>1.511</b> 38.38	<b>1.534</b> 38.96	<b>1.852</b> 47.04	<b>2.088</b> 53.04
<b>37</b> (C)	<b>2.159</b> 54.84	<b>2.182</b> 55.42	<b>2.500</b> 63.50	<b>2.729</b> 69.32

A = Exterior of Female Shell (S)

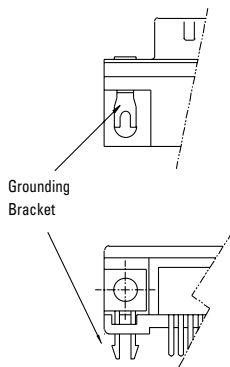
A1 = Interior of Male Shell (P)

**Mounting Options**  
**K22, KF22,**  
**K66, KF66**

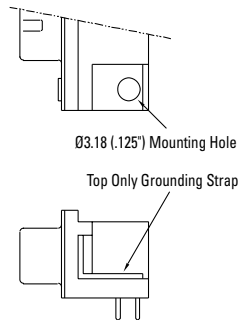
Front Panel Mounting Options	PCB Mounting Options			
	Grounding Board Locks	Top Only Grounding Straps with Non-Threaded .125" Diameter Mounting Holes	Wrap Around Grounding Straps with Non-Threaded .125" Diameter Mounting Holes (K22/KF22/Only)	4 Prong Board Locks
Riveted Threaded Inserts	<b>N</b>	<b>H</b>	<b>O</b>	<b>NV</b>
Riveted Threaded Inserts with 4-40 Hex. Jack Screws Installed	<b>NJ</b>	<b>HJ</b>	<b>OJ</b>	<b>NVJ</b>
4-40 Round Jackscrews Riveted to Connector	<b>NR</b>	<b>HR</b>	<b>OR</b>	<b>NVR</b>
Non-Threaded Riveted Inserts	<b>NT</b>	<b>HT</b>	<b>OT</b>	<b>NVT</b>
Riveted Threaded Inserts with M3/4-40 Hex. Jack Screws Installed	<b>NJM</b>	<b>HJM</b>	<b>OJM</b>	<b>NVJM</b>

**PC Board Mounting Options**

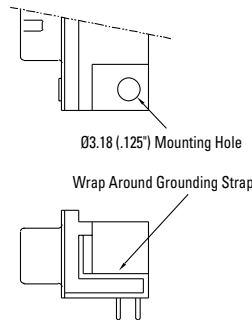
**N Option**



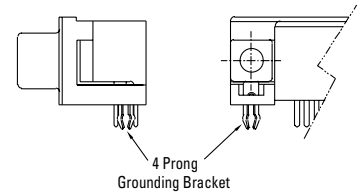
**H Option**



**O Option**



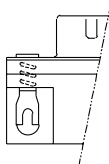
**NV Option**



**Front Panel Mounting Options**

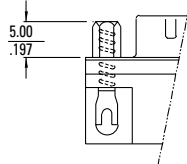
**Standard**

(4-40) Riveted Threaded Insert



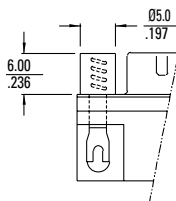
**-J Option**

(4-40) Riveted Threaded Insert with 4-40 Hex. JS1000 Jack Screws Installed to Connector



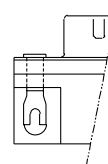
**-R Option**

(4-40) Round Jack Screws Riveted to Connector



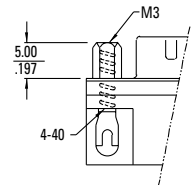
**-T Option**

Riveted Non-Threaded Insert 3.18/.125" Dia.



**-JM Option**

(4-40) Riveted Threaded Insert with M3/4-40 Hex. Jack Screws Installed to Connector



*KYCON continues its leadership in D-Subminiature connectors by offering a complete line of sizes and options.*

**PC99 Colors Available:**

- HD15: Blue
- DB15: Gold
- DB25: Burgundy
- DB09: Teal



## D-SUBMINIATURE CONNECTORS

### Performance Specifications

#### Materials and Finish

**Shell**

Steel Material, Tin Finish, and Indentations (Dimples) on Plug Only

**Insert**

Standard: PBT Thermoplastic, Black Color, 30% Glass Filled, 94V-0 Rated  
 Reflow Compatible: High Temperature Thermoplastic, Black Color, 30% Glass Filled, 94V-0 Rated

**Contact Material**

Pin: Brass .040 (1.02) Diameter Standard; .030 (0.76) Diameter High Density  
 Socket: Phosphor Bronze (Precision Formed Contact)  
 Brass (Precision Machined Contact)

**Contact Finish-Standard**

Gold Flash Over 0.0001 (0.00254) Nickel on Mating End of Contacts  
 Tin/Lead Over Nickel or Gold Flash Over Nickel on Solder Tails

**Riveted Insert**

Brass Material, Nickel Finish

#### Mechanical Characteristics

**Contact Retention**

Precision Machined Contact 10 Lbs, Precision Formed Contact 10 Lbs

**Contact Extraction Force**

Typ. 4 Oz.

**Contact Insertion Force**

Typ. 9 Oz.

**Durability**

1,000 Insertion Cycles Min (With Standard Plating)

**Operating Temperature Rating**

-55°C to +125°C

#### Electrical Characteristics

**Contact Current Rating**

Precision Machined Contact 7.6 Amps  
 Precision Formed Contact 5.0 Amps (Except K99 Series)

**Contact Resistance**

Precision Machined Contact 5 Milliohms Max  
 Precision Formed Contact 8 Milliohms Max

**Dielectric Withstanding Voltage**

1000 V AC Min for 1 Minute

**Insulation Resistance**

5000 Megohms Min

#### Processing Characteristics

**Soldering Temperature Rating**

High Temperature Plastic: 230°C for 30 Seconds, 260°C for 10 Seconds

#### Plating Options

Designator	Plating Description
Standard	Gold Flash over Nickel on Contacts. Gold Flash over Nickel or Tin/Lead over Nickel on Solder Tails.
15	15µ" Gold over Nickel on Mating End of Contacts. Tin/Lead over Nickel on Solder Tails.
30	30µ" Gold over Nickel on Mating End of Contacts. Tin/Lead over Nickel on Solder Tails.

KYCON Tech Support: **1-888-KYCON-22**  
 or E-mail: sales@kycon.com

# Mouser Electronics

Authorized Distributor

Click to View Pricing, Inventory, Delivery & Lifecycle Information:

## Kycon:

[K22-C37P-NVJ15](#) [K22HT-E9P-O30](#) [K22-C37S-NVJ15](#) [K22-C37S-NVJ30](#) [K22HT-E9P-O15](#) [K22-C37P-NVJ30](#) [K22-C37S-OR](#) [K22-C37S-OT](#) [K22-C37S-OJ](#) [K22-C37P-H30](#) [K22-E9P-HJ15](#) [K22-C37P-NJ15](#) [K22-A15P-NR15](#) [K22-E9P-NR-99](#) [K22HT-A15S-H30](#) [K22-E9S-OJ15](#) [K22HT-B25S-H15](#) [K22HT-B25S-NJ15](#) [K22HT-B25S-H30](#) [K22-E9S-OJ30](#) [K22HT-A15S-H15](#) [K22HT-A15P-OJ30](#) [K22HT-B25P-HT30](#) [K22-E9P-O30](#) [K22-A15S-N-99](#) [K22HT-A15P-OJ15](#) [K22HT-B25P-HT15](#) [K22HT-B25P-NT30](#) [K22HT-A15P-HJ](#) [K22HT-A15P-HR](#) [K22HT-A15P-HT](#) [K22-E9S-OT30](#) [K22HT-E9S-HR15](#) [K22HT-E9S-HR30](#) [K22-B25P-HT15](#) [K22-B25P-HT30](#) [K22-E9P-NJM](#) [K22-E9P-NVR](#) [K22-E9P-O15](#) [K22HT-A15P-NT30](#) [K22-E9P-NVT](#) [K22-E9P-NVJ](#) [K22-E9S-H15](#) [K22-A15S-HT30](#) [K22-E9S-H30](#) [K22HT-E9S-OJ30](#) [K22HT-E9S-OJ15](#) [K22-A15S-HT15](#) [K22HT-E9P-H](#) [K22-B25S-HT30](#) [K22HT-E9P-O](#) [K22HT-E9S-NT15](#) [K22HT-E9P-N](#) [K22-B25S-NV15](#) [K22-E9P-NVT30](#) [K22-E9S-NVT30](#) [K22-E9S-NVT15](#) [K22-C37S-NR15](#) [K22-E9P-NVT15](#) [K22-B25S-NV30](#) [K22-C37S-NR30](#) [K22-C37P-OR30](#) [K22-A15S-N](#) [K22-A15S-O](#) [K22-A15S-H](#) [K22-C37P-OR15](#) [K22-B25S-NVT15](#) [K22-C37P-NR](#) [K22HT-E9S-NJ15](#) [K22HT-E9S-NJ30](#) [K22-B25S-HJ15](#) [K22-C37P-NT](#) [K22-C37P-NV](#) [K22-C37P-NJ](#) [K22-B25P-NVT15](#) [K22-B25S-HJ30](#) [K22-C37P-OT](#) [K22-C37P-OJ](#) [K22-C37P-OR](#) [K22-C37P-HR](#) [K22-C37P-HJ](#) [K22-C37P-HT](#) [K22-C37S-OJ30](#) [K22-E9P-NT15](#) [K22-E9P-NT30](#) [K22-E9P-N-99](#) [K22-A15P-HJ15](#) [K22-A15P-HJ30](#) [K22HT-E9S-O30](#) [K22HT-E9S-HR](#) [K22HT-E9S-HT](#) [K22HT-E9S-OJ](#) [K22HT-E9S-OR](#) [K22HT-E9S-OT](#) [K22HT-E9S-NT](#) [K22HT-E9S-NR](#) [K22HT-E9S-NV](#) [K22HT-E9S-HJ](#) [K22HT-E9S-NJ](#) [K22HT-B25S-NJ30](#)