



Typical Installation




Install tip:
Power form center
of strip to make a 12
meter strip (40')

Use a Amplifier to make
continuous length strips
Amplifier installed every
6 meters (20')

Four Conductor Cable Options




Interface Connector



Solder to Flex Strip or use to connect
Interconnect Cables and Controllers

5001- Bag of 100
5002- Bag of 6

Junction Blocks



5003- Right Angle Block
5004- four way angle Block

Four Conductor Interconnect Cables



5005- 20 cm 26AWG
5006- 100 cm 26AWG
5007- 250 cm 26AWG

5008- 20 cm 22AWG
5009- 100 cm 22AWG
5010- 250 cm 22AWG



Controller Cable

Solder to Flex Strip or use connect
to Controller products

5011- 20 cm 22AWG

Mouser Electronics

Authorized Distributor

Click to View Pricing, Inventory, Delivery & Lifecycle Information:

Inspired LED:

[5001](#) [5005](#) [5006](#) [5009](#) [5010](#) [5007](#) [5003](#) [5011](#) [5008](#) [5004](#)