

D4KB100

Single Phase 4.0Amp Glass passivated Bridge Rectifiers

Features

- The plastic package carries Underwriters Laboratory Flammability Classification 94V-0
- Idea for printed circuit board
- Glass passivated Junction chip
- Low reverse leakage
- High forward surge current capability
- High temperature soldering guaranteed
250°C/10 seconds at terminals

Mechanical Data

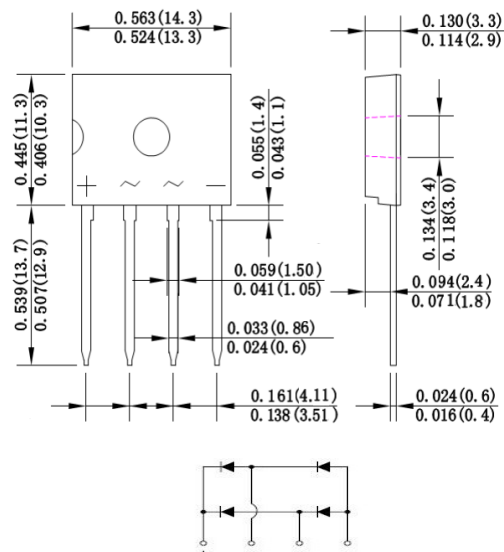
Case : Molded plastic body

Terminals : Solder plated, solderable per MIL-STD-750,Method 2026

Polarity : Polarity symbol marking on body

Mounting Position : Any

D3K



Dimensions in inches and (millimeters)

Maximum Ratings And Electrical Characteristics

Ratings at 25°C ambient temperature unless otherwise specified. Single phase half-wave 60Hz, resistive or inductive load, for capacitive load current derate by 20%.

Parameter	SYMBOLS	D4KB 100	UNITS
Maximum repetitive peak reverse voltage	V_{RRM}	1000	V
Maximum RMS voltage	V_{RMS}	700	V
Maximum DC blocking voltage	V_{DC}	1000	V
Maximum average forward rectified current with heatsink	$I_{(AV)}$	4.0	A
Peak forward surge current, 8.3ms single half sine-wave superimposed on rated load	I_{FSM}	120.0	A
Rating for fusing ($t=8.3ms$, $T_A=25^\circ C$)	I_t^2	59.8	A^2s
Maximum instantaneous forward voltage at 4.0A	V_F	1.10	V
Maximum DC reverse current $T_A = 25^\circ C$ at rated DC blocking voltage $T_A = 125^\circ C$	I_R	5.0 500	μA
Typical junction capacitance (Note 1)	C_J	38.0	pF
Typical thermal resistance	R_{qJA}	55.0	$^\circ C/W$
Operating junction and storage temperature range	T_J, T_{STG}	-55 to +150	$^\circ C$

Note: 1. Measured at 1MHz and applied reverse voltage of 4.0V D.C.

Ratings And Characteristic Curves

FIG. 1- DERATING CURVE OUTPUT RECTIFIED CURRENT

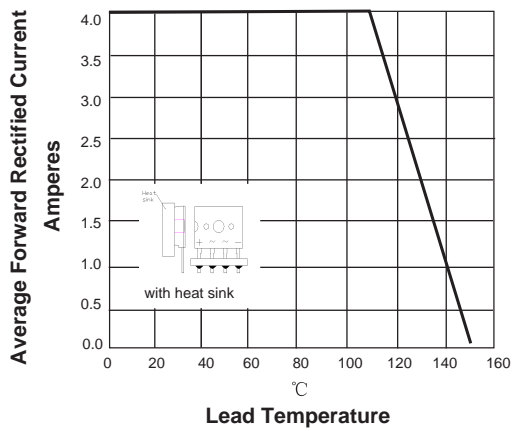


FIG. 2-MAXIMUM NON-REPETITIVE PEAK FORWARD SURGE CURRENT PERLEG

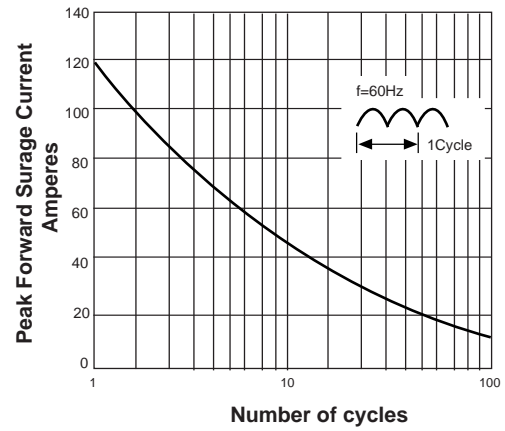


FIG. 3-TYPICAL FORWARD VOLTAGE CHARACTERISTICS

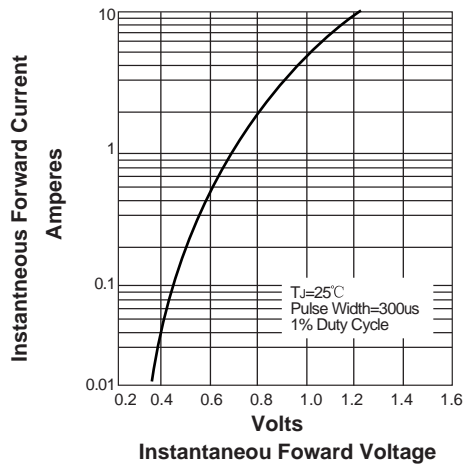


FIG. 4-TYPICAL REVERSE LEAKAGE CHARACTERISTICS

