

MATERIAL NUMBER	# OF COLUMNS	# OF DIFF PAIR	DIM "A" MAX	DIM "B"	PTH Ø
76495-18**	8	32	15.20	13.30	0.46±0.05
76495-11**	10	40	19.00	17.10	0.46±0.05
76495-16**	16	64	30.40	28.50	0.46±0.05
76495-18**	8	32	15.20	13.30	0.39±0.05
76495-11**	10	40	19.00	17.10	0.39±0.05
76495-16**	16	64	30.40	28.50	0.39±0.05
76495-17**	14	56	26.60	24.70	0.46±0.05
76495-17**	14	56	26.60	24.70	0.39±0.05
76495-12**	12	48	22.80	20.90	0.46±0.05
76495-12**	12	48	22.80	20.90	0.39±0.05

76495 - 1***

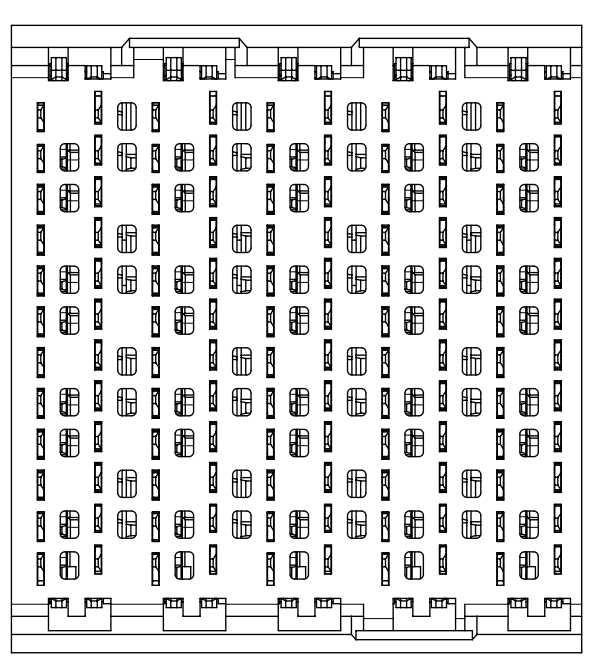
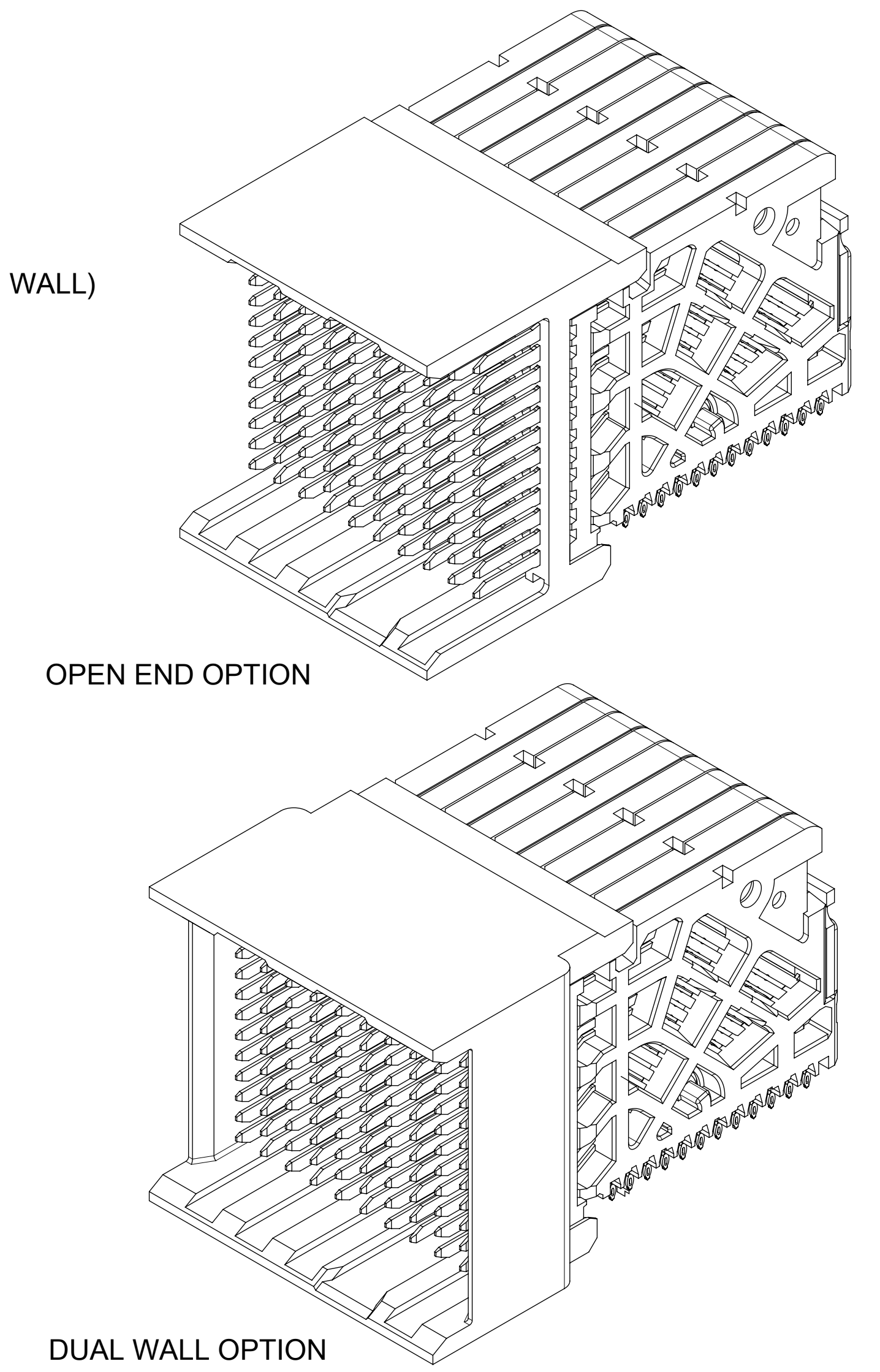
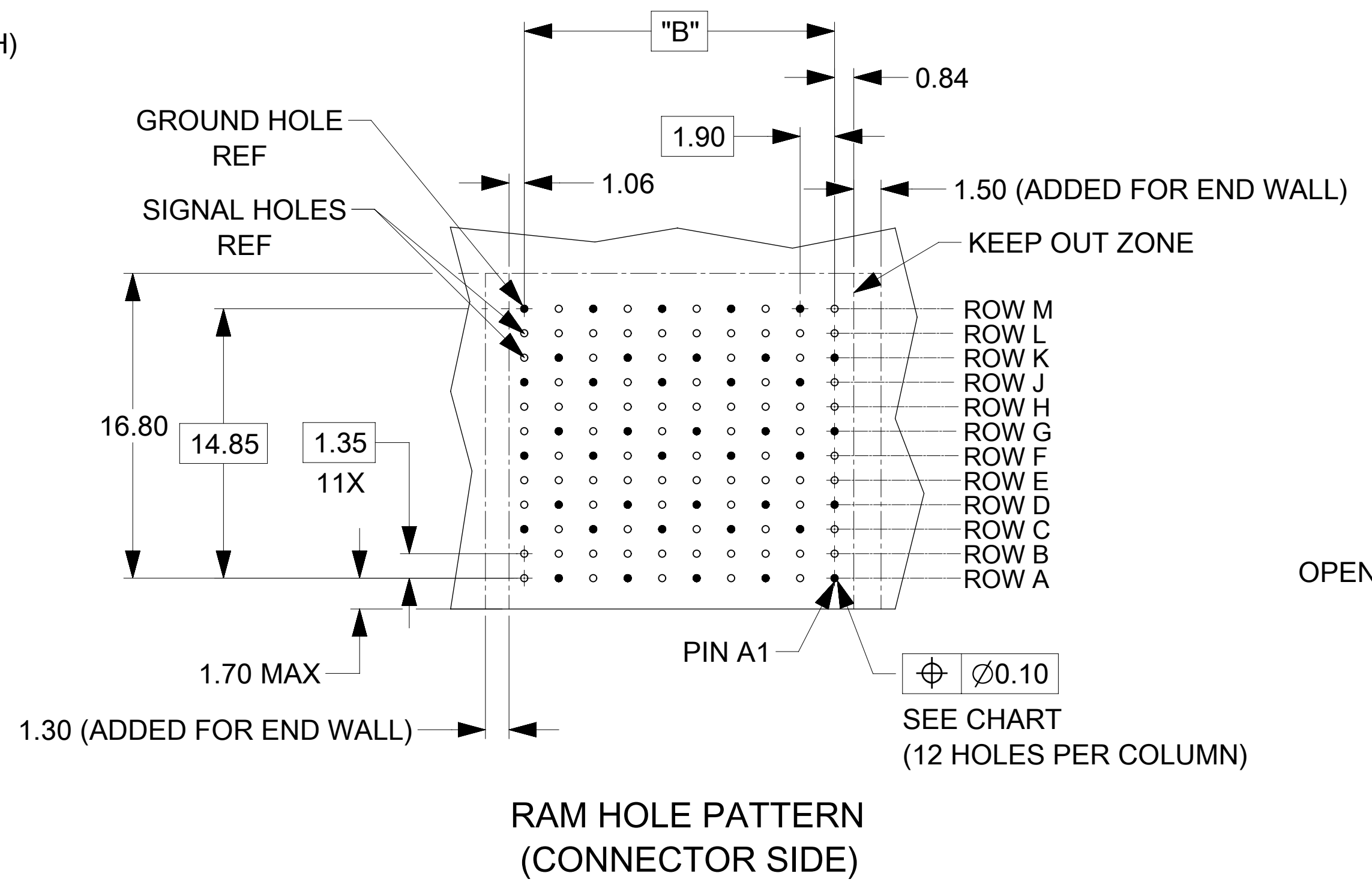
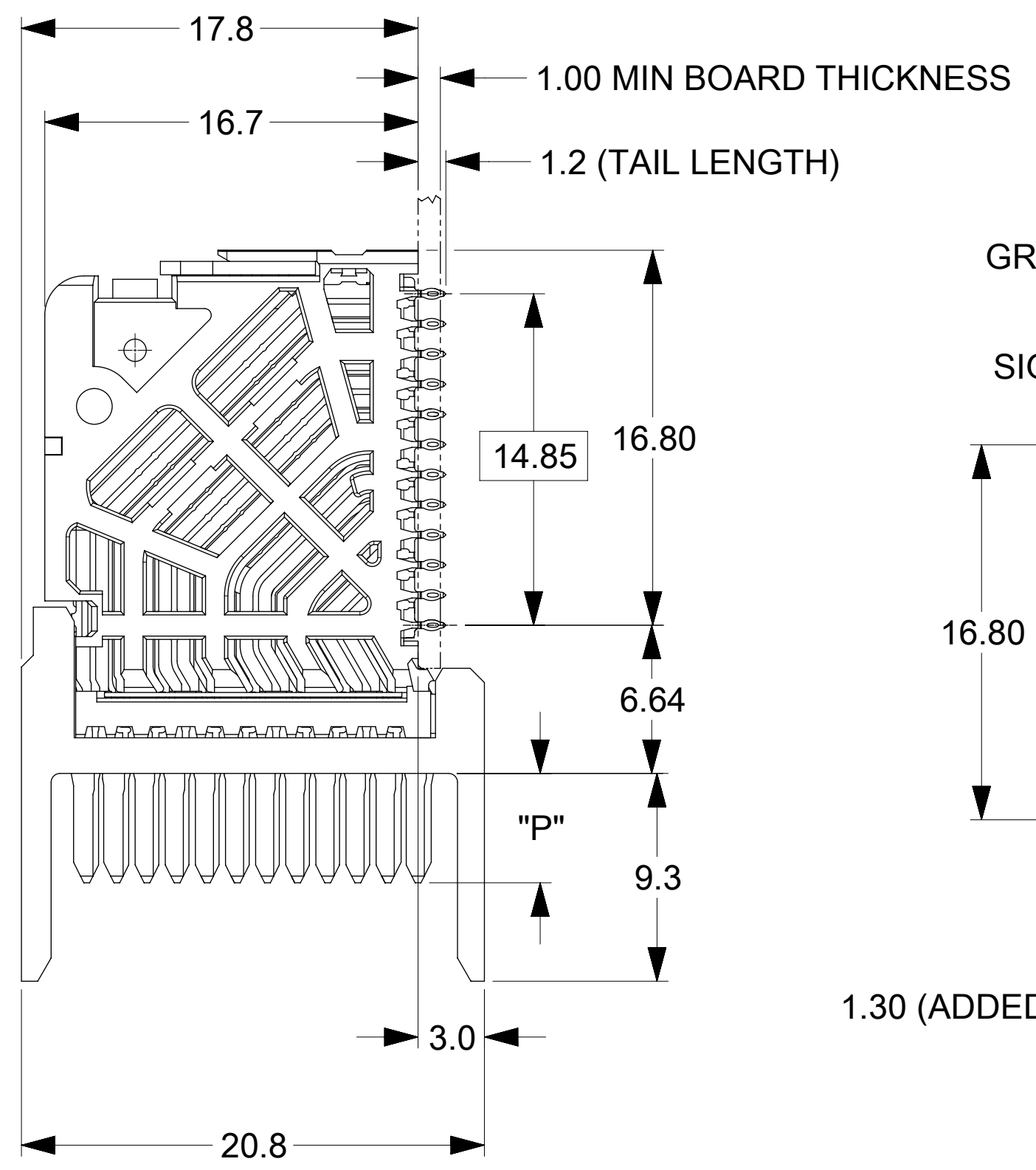
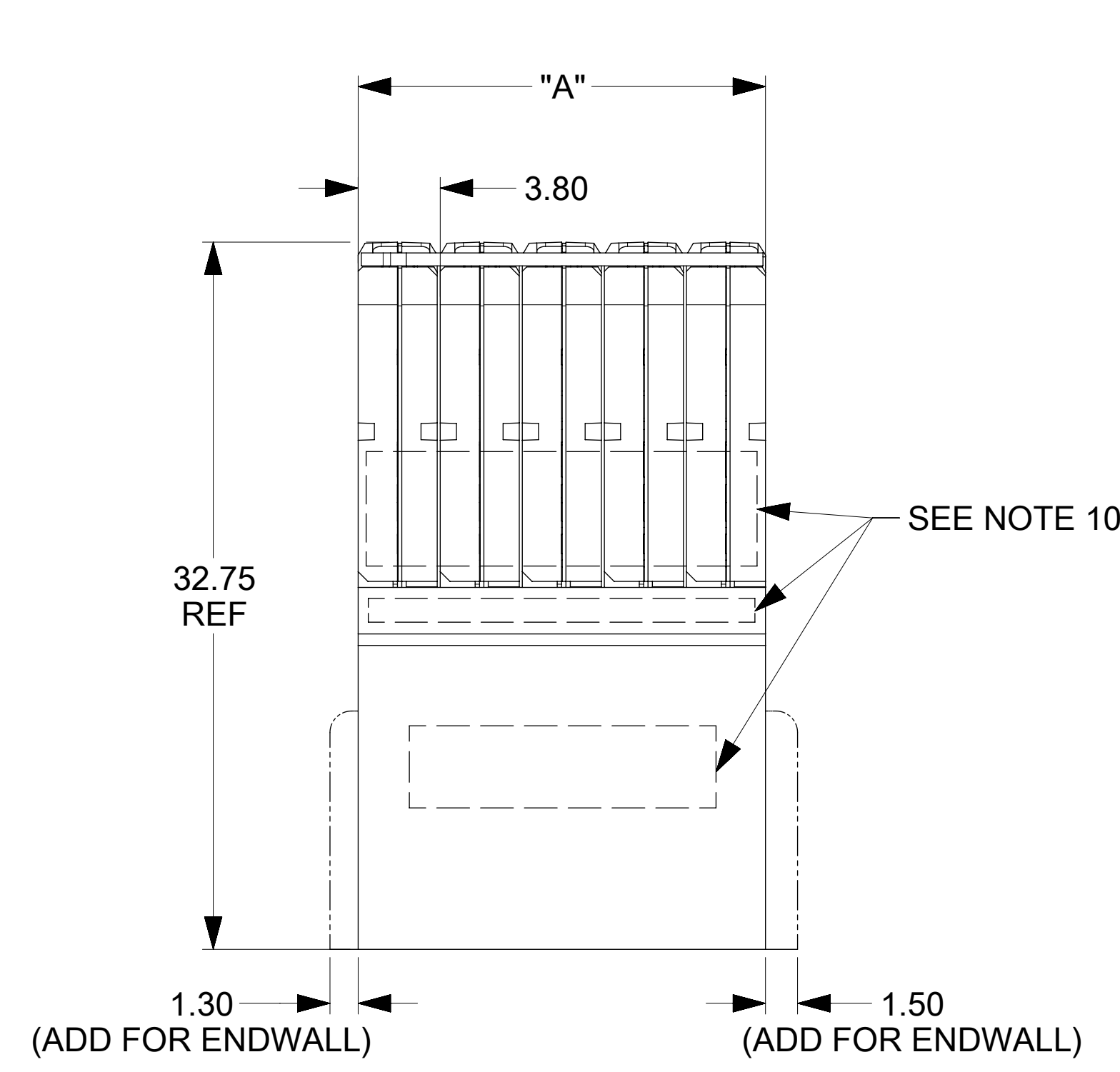
MODULE TYPE
1 = UNGUIDED, LEAD-FREE

OF COLUMNS
1 = 10 COLUMNS
6 = 16 COLUMNS
8 = 8 COLUMNS
7 = 14 COLUMNS
2 = 12 COLUMNS

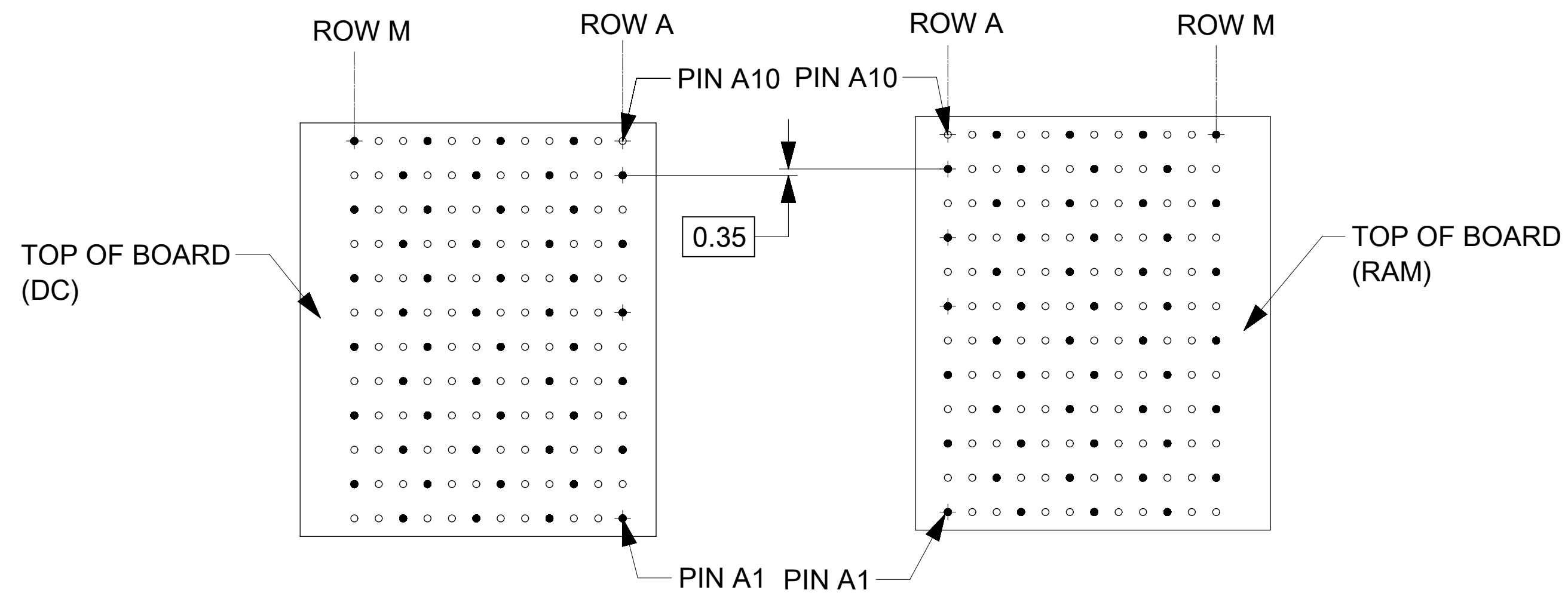
PIN LENGTH (P)
4 = 4.90 (0.46 PTH)
5 = 5.50 (0.46 PTH)
7 = 4.90 (0.39 PTH)
8 = 5.50 (0.39 PTH)

END WALL OPTIONS
0 = OPEN ENDS
1 = LEFT ENDWALL
2 = DUAL ENDWALL
3 = RIGHT ENDWALL

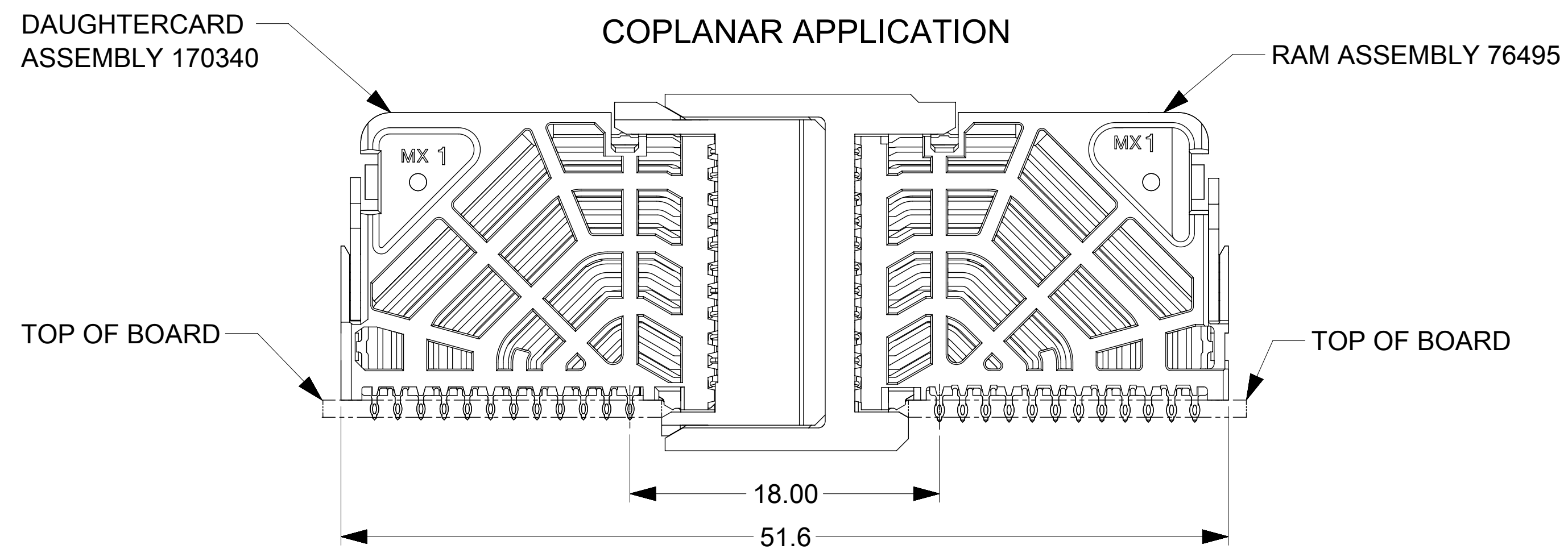
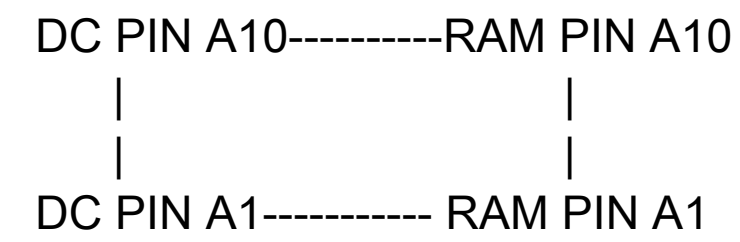
- NOTES:
- MATERIALS: HOUSING - LIQUID CRYSTAL POLYMER (LCP), GLASS-FILLED, UL94V-0
TERMINALS - HIGH PERFORMANCE COPPER ALLOY
 - FINISH: 30µIN SELECTIVE GOLD IN CONTACT AREA, SELECTIVE TIN ON PCB TAILS, NICKEL OVERALL.
 - REFER TO MOLEX PRODUCT SPECIFICATION PS-170540-999 FOR PERFORMANCE SPECIFICATIONS AND ADDITIONAL PCB INFORMATION.
 - EACH SIGNAL WAFER CONTAINS 2 COLUMNS OF TERMINALS.
 - PRODUCT IS PACKAGED PER PK-70873-041.
 - THIS PART CONFORMS TO CLASS B REQUIREMENTS OF COSMETIC SPEC PS-45499-002.
 - REFER TO MOLEX SALES DRAWING SD-170340-001 FOR THE MATING RECEPTACLES.
 - REFER TO MOLEX PCB ROUTING GUIDE AS-76060-990 FOR ANTIPAD AND ROUTING RECOMMENDATIONS.
 - GROUND PATHS ARE NOT DISCRETE CIRCUITS.
 - MARKING: LOCATED APPROXIMATELY AS SHOWN. PART NUMBER AND DATE CODE.



SYMBOLS	THIS DRAWING CONTAINS INFORMATION THAT IS PROPRIETARY TO MOLEX ELECTRONIC TECHNOLOGIES, LLC AND SHOULD NOT BE USED WITHOUT WRITTEN PERMISSION		CURRENT REV DESC: MIGRATED TO NX	
	DIMENSION UNITS	SCALE		
▽ = 0	mm	NTS		
▽ = 0	GENERAL TOLERANCES (UNLESS SPECIFIED)			
▽ = 0	ANGULAR TOL	± 0.5°		
▽ = 0	4 PLACES	±		
▽ = 0	3 PLACES	±		
▽ = 0	2 PLACES	± 0.13		
▽ = 0	1 PLACE	± 0.25		
▽ = 0	0 PLACES	±		
■ = 0	DRAFT WHERE APPLICABLE MUST REMAIN WITHIN DIMENSIONS		THIRD ANGLE PROJECTION	
▽ = 0			DRAWING	SERIES
			D-SIZE	76495
			MATERIAL NUMBER	CUSTOMER
			SEE CHART	GENERAL MARKET
DOCUMENT STATUS		P1	RELEASE DATE	2019/07/31 06:22:16
DOCUMENT NUMBER		SD-76495-001	DOC TYPE	PSD
DOC PART		001	REVISION	A3
SHEET NUMBER		1 OF 2		



COPLANAR MATED SIGNAL PATHS



SYMBOLS		THIS DRAWING CONTAINS INFORMATION THAT IS PROPRIETARY TO MOLEX ELECTRONIC TECHNOLOGIES, LLC AND SHOULD NOT BE USED WITHOUT WRITTEN PERMISSION	
DIMENSION UNITS	SCALE	CURRENT REV DESC: MIGRATED TO NX	
= 0	mm	NTS	<p>molex</p> <p>IMPACT 4 PAIR PLUS 85OHM RAM SIGNAL MODULE UNGUIDED SALES DRAWING</p> <p>PRODUCT CUSTOMER DRAWING</p> <p>DOCUMENT NUMBER: SD-76495-001 DOC TYPE: PSD DOC PART: 001 REVISION: A3</p> <p>MATERIAL NUMBER: SEE CHART CUSTOMER: GENERAL MARKET SHEET NUMBER: 2 OF 2</p>
= 0	GENERAL TOLERANCES (UNLESS SPECIFIED)		
= 0	ANGULAR TOL ± 0.5°		
= 0	4 PLACES	±	
= 0	3 PLACES	±	
= 0	2 PLACES	± 0.13	
= 0	1 PLACE	± 0.25	
= 0	0 PLACES	±	
= 0	DRAFT WHERE APPLICABLE MUST REMAIN WITHIN DIMENSIONS		<p>THIRD ANGLE PROJECTION</p> <p></p> <p>DRAWING: D-SIZE SERIES: 76495</p>