

XB4BS8444GEX

Complete emergency stop push button,
Harmony XB4 ATEX D, Explosive atmosphere,
turn to release

Main

Range of Product	Harmony XB4
Product or Component Type	Complete emergency stop push-button
Device short name	XB4
Bezel material	Chromium plated metal
Fixing collar material	Zamak
Mounting diameter	0.9 in (22 mm)
Sale per indivisible quantity	1
Dust zone	Zone 21 - 22
Gas zone	Zone 1 - 2
Type of operator	Trigger action and mechanical latching
Reset	Turn to release
Operator profile	Red mushroom Ø 40 mm
Contacts type and composition	1 NC + 1 NC

Complementary

Width	1.8 in (46.2 mm)
Height	1.2 in (30 mm)
Depth	4.7 in (119.5 mm)
Net Weight	0.309 lb(US) (0.140 kg)
Device mounting	Fixing hole 0.9 in (22.5 mm) +/- 0.2 mm IEC 60947-1
Fixing center	>= 30 x 40 mm support panel) 0.04...0.2 in (1...6 mm)
Embedding Depth	2.3 in (58 mm)
Marking	II 2 GD Ex tb IIIC Db Ex db eb IIC Gb
Shape of signaling unit head	Round
Contact operation	Slow-break
Contacts usage	Standard
Positive opening	With IEC 60947-5-1 appendix K
Mechanical durability	5000000 cycles
Connections - terminals	Screw clamp terminals, 2 x 1.5 mm² with cable end IEC 60947-1 Screw clamp terminals, 1 x 2.5 mm² without cable end IEC 60947-1
Tightening torque	7.08...10.6 lbf.in (0.8...1.2 N.m) IEC 60947-1
[Ith] conventional free air thermal current	10 A IEC 60947-5-1
[Ui] rated insulation voltage	415 V
[Ie] rated operational current	1.9 A 380 V, AC, A600 IEC 60947-5-1 3 A 240 V, AC, A600 IEC 60947-5-1 6 A 120 V, AC, A600 IEC 60947-5-1 0.27 A 250 V, DC, Q300 IEC 60947-5-1 0.55 A 125 V, DC, Q300 IEC 60947-5-1 2.87 A 24 V, DC, Q300 IEC 60947-5-1

The information provided in this documentation contains general descriptions and/or technical characteristics of the performance of the products contained herein. This documentation is not intended as a substitute for and is not to be used for determining suitability or reliability of these products for specific user applications. It is the duty of any such user or integrator to perform the appropriate and complete risk analysis, evaluation and testing of the products with respect to the relevant specific application or use thereof. Neither Schneider Electric Industries SAS nor any of its affiliates or subsidiaries shall be responsible or liable for misuse of the information contained herein.

Environment

Protective treatment	TH
Ambient Air Temperature for Storage	-40...158 °F (-40...70 °C)
Ambient Air Temperature for Operation	-4...149 °F (-20...65 °C)
IP degree of protection	IP65 IEC 60529
Standards	IEC 60079-0:2009 EN/IEC 60079-1:2009 IEC 60079-7:2009 IEC 60079-31:2009 UL 60079-0 UL 60079-1 UL 60079-31 ANSI/ISA 12.12.01 CSA C22.2 No 213
Product Certifications	INERIS 04ATEX9004U





Ordering and shipping details

Category	US10CS222468
Discount Schedule	0CS2
GTIN	3606481517098
Returnability	No
Country of origin	FR

Packing Units

Unit Type of Package 1	PCE
Number of Units in Package 1	1
Package 1 Height	3.25 in (8.25 cm)
Package 1 Width	1.83 in (4.65 cm)
Package 1 Length	1.6 in (4.0 cm)
Package 1 Weight	4.9 oz (140.0 g)

Offer Sustainability

REACH Regulation	 REACH Declaration
REACH free of SVHC	Yes
EU RoHS Directive	Compliant  EU RoHS Declaration
Mercury free	Yes
China RoHS Regulation	 China RoHS Declaration
RoHS exemption information	 Yes