

MULTI-BEAM

TE Internal #: 6450173-1  
Header, Receptacle, Board-to-Board, 3 Position, 7.62 mm [.3 in]  
Centerline, Printed Circuit Board, UL 94V-0, Rectangular Power  
Connectors

[View on TE.com >](#)



Connectors > Power Connectors > Rectangular Power > Rectangular Power Connectors



Rectangular Power Connector Type: **Header**  
Connector & Housing Type: **Receptacle**  
Connector System: **Board-to-Board**  
Number of Positions: **3**  
Centerline (Pitch): **7.62 mm [.3 in]**

Features

Product Type Features

Rectangular Power Connector Type	Header
Connector & Housing Type	Receptacle
Connector System	Board-to-Board
Sealable	No
Connector & Contact Terminates To	Printed Circuit Board

Configuration Features

Mating & Unmating Configuration	Sequencing
Number of Positions	3
PCB Mount Orientation	Right Angle
Number of Power Positions	3
Number of Rows	1

Electrical Characteristics

Operating Voltage	300 VDC
-------------------	---------

Contact Features

Power Contact Base Material	Tin
Contact Underplating Material Thickness	4.19 μm
Contact Mating Area Plating Material	Gold
Contact Current Rating (Max)	42 A



Contact Retention Within Housing	Without
Contact Type	Receptacle
PCB Contact Termination Area Plating Material	Tin
Contact Mating Area Plating Material Thickness	.076 μm[2.99 μin]

Termination Features

Termination Post & Tail Length	4.19 mm[.165 in]
Termination Method to PCB	Through Hole - Solder

Mechanical Attachment

PCB Mount Retention	With
PCB Mount Retention Type	Boardlock
Mating Retention Type	Boardlock
Connector Mounting Type	Board Mount

Housing Features

Centerline (Pitch)	7.62 mm[.3 in]
Housing Color	Black
Housing Material	High Temperature Thermoplastic

Usage Conditions

Operating Temperature Range	-20 – 105 °C[-4 – 221 °F]
-----------------------------	---------------------------

Operation/Application

Circuit Application	Power & Signal
---------------------	----------------

Industry Standards

UL Flammability Rating	UL 94V-0
Glow Wire Rating	High Temperature Part - Not Glow Wire

Packaging Features

Packaging Method	Box
------------------	-----

Product Compliance

For compliance documentation, visit the product page on TE.com>

EU RoHS Directive 2011/65/EU	Compliant
EU ELV Directive 2000/53/EC	Compliant
China RoHS 2 Directive MIIT Order No 32, 2016	No Restricted Materials Above Threshold
EU REACH Regulation (EC) No. 1907/2006	



Current ECHA Candidate List: JUNE 2024 (241)  
Candidate List Declared Against: JUNE 2024 (241)  
Does not contain REACH SVHC


Halogen Content	Not Low Halogen - contains Br or Cl > 900 ppm.
-----------------	--

Solder Process Capability	Wave solder capable to 265°C
---------------------------	------------------------------

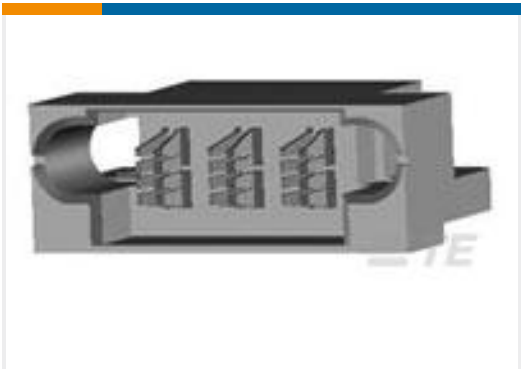
Product Compliance Disclaimer

This information is provided based on reasonable inquiry of our suppliers and represents our current actual knowledge based on the information they provided. This information is subject to change. The part numbers that TE has identified as EU RoHS compliant have a maximum concentration of 0.1% by weight in homogenous materials for lead, hexavalent chromium, mercury, PBB, PBDE, DBP, BBP, DEHP, DIBP, and 0.01% for cadmium, or qualify for an exemption to these limits as defined in the Annexes of Directive 2011/65/EU (RoHS2). Finished electrical and electronic equipment products will be CE marked as required by Directive 2011/65/EU. Components may not be CE marked. Additionally, the part numbers that TE has identified as EU ELV compliant have a maximum concentration of 0.1% by weight in homogenous materials for lead, hexavalent chromium, and mercury, and 0.01% for cadmium, or qualify for an exemption to these limits as defined in the Annexes of Directive 2000/53/EC (ELV). Regarding the REACH Regulation, the information TE provides on SVHC in articles for this part number is based on the latest European Chemicals Agency (ECHA) 'Guidance on requirements for substances in articles' posted at this URL: <https://echa.europa.eu/guidance-documents/guidance-on-reach>


Compatible Parts




TE Part # 6450123-3  
MBXL R/A HDR 3ACP+0P



TE Part # 6450323-1  
MBXL R/A HDR 3ACP+0P




TE Part # 6450503-3  
MBXL VERT HDR 3ACP

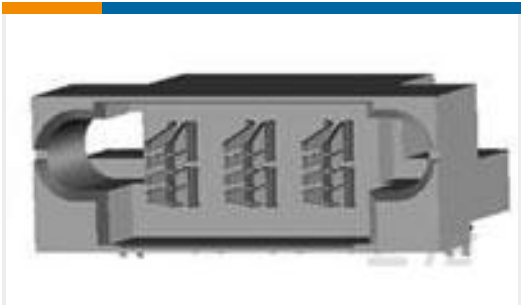


TE Part # 6450523-1  
MBXL R/A HDR 3P

Customers Also Bought



TE Part #5787745-1  
USB A R/A STAK ASSY THRU HOLE



TE Part #6450123-3  
MBXL R/A HDR 3ACP+0P

Documents

Product Drawings  
MBXL R/A RCPT 3ACP+0P  
English



CAD Files

3D PDF

English

Customer View Model

ENG\_CVM\_6450173-1\_A.2d\_dxf.zip

English

Customer View Model

ENG\_CVM\_6450173-1\_A.3d\_igs.zip

English

Customer View Model

ENG\_CVM\_6450173-1\_A.3d\_stp.zip

English

By downloading the CAD file I accept and agree to the [Terms and Conditions](#) of use.

Datasheets & Catalog Pages

POWER\_CONNECTORS\_CATALOG\_SEC01\_BOARD\_TO\_BOARD

English

MULTI-BEAM XL Cable Plug Assemblies Datasheet 6-1773442-7

English

2\_PIECE\_POWER\_CONNECTORS\_qrg\_4-1773458-1

English

Product Specifications

Application Specification

English