

1) position of center of gravity

All dimensions are in mm; tolerances according to ISO 2768 m-H  
 Y = Part number has to be accomplished by codification

Bereich / range	Maße / dimensions (mm)			
	0 bis/to 0.5	0.5 bis/to 3	3 bis/to 6	6 bis/to 30
Toleranz / Tolerance (mm)	± 0.05 *)	± 0.1	± 0.1	± 0.2

\*) Angabe abweichend zu / Indication deviant to DIN ISO 2768 m-H

**Interface**

According to

ISO 20860-1, USCAR 17

**Documents**

PCB layout

MB\_281

Tape and reel packaging

VG161.40000

FAKRA-HF

RIGHT ANGLE PLUG  
FOR PCB

**59S21B-40MT5-Y**

**Material and plating**

**Connector parts**

Center contact  
Outer contact  
Dielectric  
Housing


**Material**

Brass  
Zinc alloy  
HTN  
HTN

**Plating**

AuroDur®  
Tin, 2-6 µm

**Electrical data**

Impedance 50 Ω   
Frequency DC to 6 GHz  
Return loss ≥ 26 dB, DC to 1 GHz  
Insertion loss ≤ 0.1 x √f(GHz)dB  
Insulation resistance ≥ 1 x10<sup>3</sup> MΩ  
Center contact resistance ≤ 5 mΩ  
Outer contact resistance ≤ 5 mΩ  
Test voltage 750 V rms  
Working voltage 335 V rms  
Power current ≤ 1 A DC

- Connector only, VSWR in application depends decisive on PCB layout -

**Mechanical data**

Mating cycles ≥ 25  
Engagement force ≤ 25 N  
Disengagement force ≥ 2 N  
Retention force latch ≥ 110 N  
Coding efficiency ≥ 40 N

**Environmental data**

Temperature range -40°C to +105°C  
Thermal shock DIN 72594-2 clause 8.2  
Temperature and humidity DIN 72594-2 clause 8.3  
Vibration and mechanical shock DIN 72594-2 clause 8.1  
Dry heat DIN 72594-2 clause 8.4  
Soldering profile acc. to IEC 60068-2-58 group3&4  
RoHS compliant

**Tooling**

N/A

**Packing**













Standard 50 pcs in blister, 400 pcs in tape & reel  
Weight 4,7 g/pce

Dieses Dokument ist urheberrechtlich geschützt • This document is protected by copyright • Rosenberger Hochfrequenztechnik GmbH & Co. KG

RF\_35/09.14/6.2

**Coding**

Part Number has to be accomplished by codification

Coding	Color	RAL	Part-Number
 A	black	sim. 9005	59S21B-40MT5-A
 B	white	sim. 9001	59S21B-40MT5-B
 C	blue	sim. 5005	59S21B-40MT5-C
 D	bordeauxviolet	sim. 4004	59S21B-40MT5-D
 E	green	sim. 6002	59S21B-40MT5-E
 F	brown	sim. 8011	59S21B-40MT5-F
 G	grey	sim. 7031	59S21B-40MT5-G
 H	violet	sim. 4003	59S21B-40MT5-H
 I	beige	sim. 1001	59S21B-40MT5-I
 K	curry	sim. 1027	59S21B-40MT5-K
 L	carmine-red	sim. 3002	59S21B-40MT5-L
 M	pastel-orange	sim. 2003	59S21B-40MT5-M
 N	white-green	sim. 6019	59S21B-40MT5-N
 Z	waterblue	sim. 5021	59S21B-40MT5-Z



**Change History**

Rev.	Date	Change
d00	16.02.15	Deleted 9.8±0.6 and 7.55-0.05. Changed 9.3±0.05 to 9.3±0.1 ; 13±0.1 to 13±0.15 ; 0.5 to 0.5±0.1 ; 9.8±0.05 to 9.8±0.1 ; 8±0.05 to 8±0.1
e00	23.03.17	Add quality inspection marking Add Ω
f00	19.05.17	Add Coding L, M and N

Dieses Dokument ist urheberrechtlich geschützt • This document is protected by copyright • Rosenberger Hochfrequenztechnik GmbH & Co. KG

While the information has been carefully compiled to the best of our knowledge, nothing is intended as representation or warranty on our part and no statement herein shall be construed as recommendation to infringe existing patents. In the effort to improve our products, we reserve the right to make changes judged to be necessary.

Draft	Date	Approved	Date	Rev.	Engineering change number	Name	Date
M. Ruf	23.04.08	S. Mysyk	22.05.17	f00	17-0845	M. Bieberbach	22.05.17

# Mouser Electronics

Authorized Distributor

Click to View Pricing, Inventory, Delivery & Lifecycle Information:

Rosenberger:

[59S21B-40MT5-H](#) [59S21B-40MT5-D](#) [59S21B-40MT5-A](#) [59S21B-40MT5-G](#) [59S21B-40MT5-C](#)