



产品说明

TDA7388是具有待机和静音功能的25W四声道（BTL）音频功放电路，适用于汽车音响等电子设备。

该电路特点如下：

输出极限功率： $P_o=41W \times 4$

（ $V_{cc}=14.4V$ ，BTL， $R_L=4\Omega$ ，MAX）；

输出功率大： $P_o=25W \times 4$

（ $V_{cc}=14.4V$ ，BTL， $R_L=4\Omega$ ，THD=10%）；


四声道均采用BTL回路，无需外接输出电容；

具有待机和静音功能；

增益固定（ $G_v=26dB$ ），外围器件少；内含过压保护，短路保护和热保护；

采用HZIP-25

功率封装形式。



HZIP-25
(25)

极限值

除非另有规定， $T_a=25^\circ C$

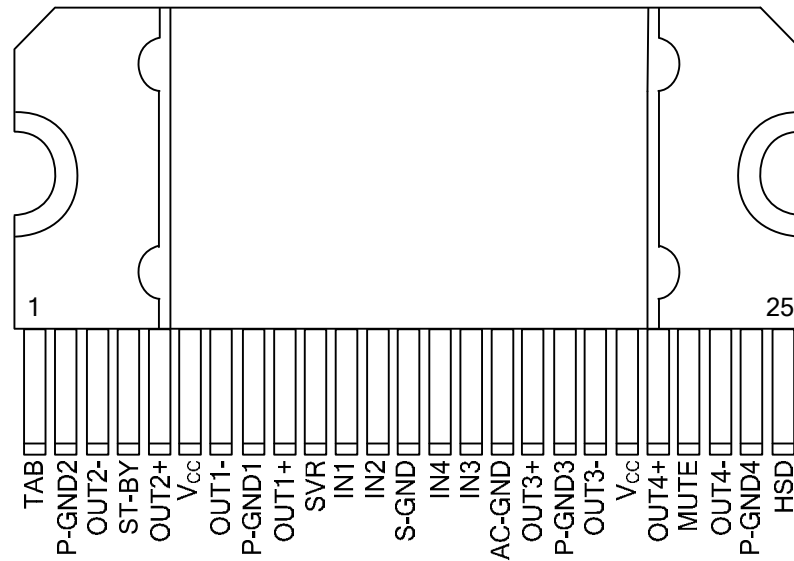
参数名称	符号	额定值	单位
输入电压	VS	18	V
输出电流	I_o	4.5	A
工作结温	TJ	0~+150	$^\circ C$
存储温度	Tstg	-55~+150	$^\circ C$
功耗	Ptot	80	W

考核参数

参数名称	符号	测试条件、设备	数值	单位
工作极限电压	V_{cc}	稳压电源	18	V
直流极限电压	$V_{cc}(DC)$	稳压电源（观察电流）	28	V
峰值极限电压	$V_{cc}(pk)$	$t = 50ms$ （脉冲）	50	V
输出峰值电流	I_{op}	电子负载或功率电阻	4.5	A
功耗	P_D	$T_{case}=70^\circ C$	80	W
		无外接散热片	10	
工作环境温度	T_{opr}	高低温箱	-20 ~ +75	$^\circ C$
温度保护点	T_j	温度计（在主体金属）	150	$^\circ C$
贮存温度	Tstg	高低温箱	-55 ~ +150	$^\circ C$
热阻	$R_{th j-amb}$	温度计、电源	1	$^\circ C/W$



引出端排列图



引出端功能

引出端序号	符号	功能	引出端序号	符号	功能
1	TAB	散热片	14	IN4	输入4
2	P-GND2	功放地2	15	IN3	输入3
3	OUT2-	输出2负	16	AC-GND	交流地
4	TDA-BY	待机	17	OUT3+	输出3正
5	OUT2+	输出2正	18	P-GND3	功放地3
6	VCC	电源	19	OUT3-	输出3负
7	OUT1-	输出1负	20	VCC	电源
8	P-GND1	功放地1	21	OUT4+	输出4正
9	OUT1+	输出1正	22	MUTE	静音
10	SVR	滤波	23	OUT4-	输出4负
11	IN1	输入1	24	P-GND4	功放地4
12	IN2	输入2	25	NC	空
13	S-GND	信号地			

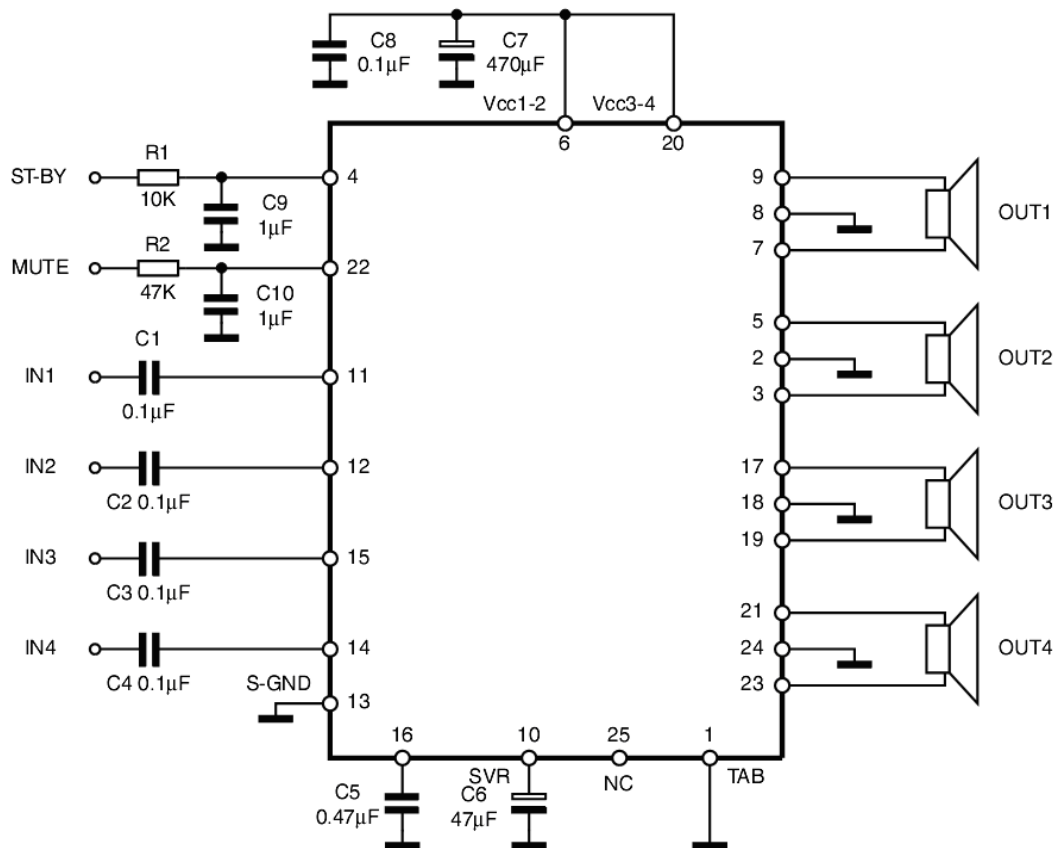


电参数

除非另有规定, VCC=14.4V Vsb=5V Vmute=5V f=1KHz RL=4ohm T=25°C

参数名称	符号	测试条件	最小值	最大值	单位
输入电阻	Rin		90	120	Kohm
待机电流	Isb	Vsb= 0V		100	uA
静态电流	Icc		120	240	mA
输出端电平	Vout		7	8	V
输入端电平	Vin		6.5	7.5	V
输出端失调电压	Vout offset		-100	100	mV
增益	GAIN		25	27	DB
退出待机电压	Vsb out	Amp on	2	3.5	V
进入待机电压	Vsb in	Amp off	2	3.5	V
Mute 端电流	I pin22	Vmute=1.5V		30	uA
输出功率	Po	THD=10%	22		W
失真度	THD	Po=4W		0.15	%
截止频率	Fch	Po=0.5W	80		KHz
退出静音电平	Vm out	Amp: play	2		V
进入静音电平	Vm in	Amp: mute		2	V

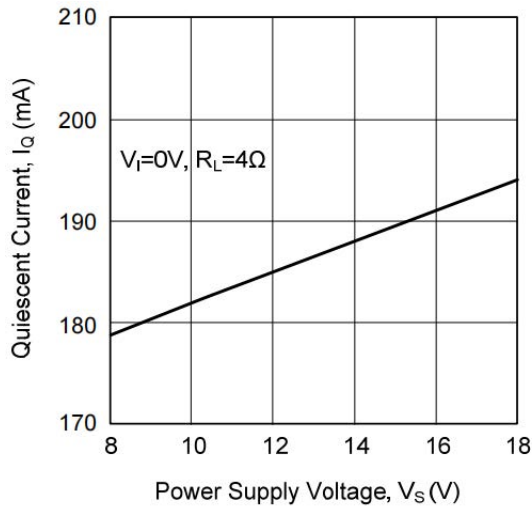
产品测试原理图



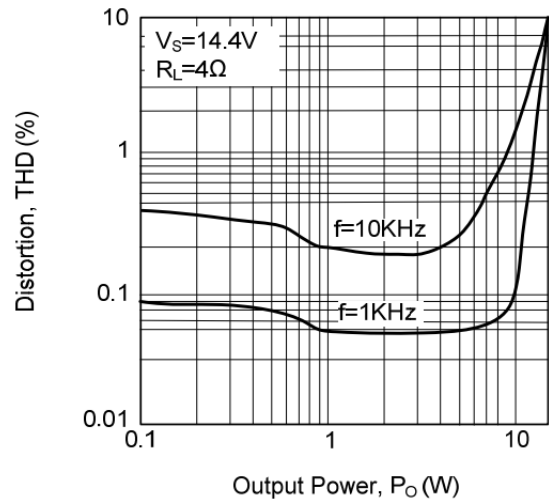


电性能曲线图

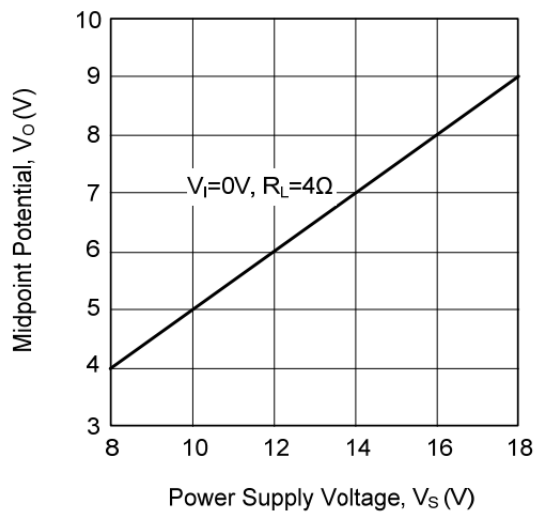
静态电流Vs电源电压



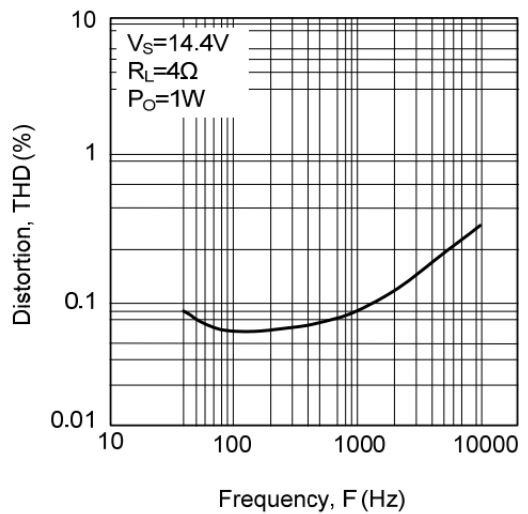
失真度Vs 输出功率



静态输出Vs电源电压



谐波失真Vs频率





功能说明:

SVR: SVR电容为电路功放的交流地，增大电容可适当提高纹波抑制比。电路上电时的POP声主要由此电容充放电时间来降低，此电容最小值为10uF。该脚如果接地，功放为静音状态。

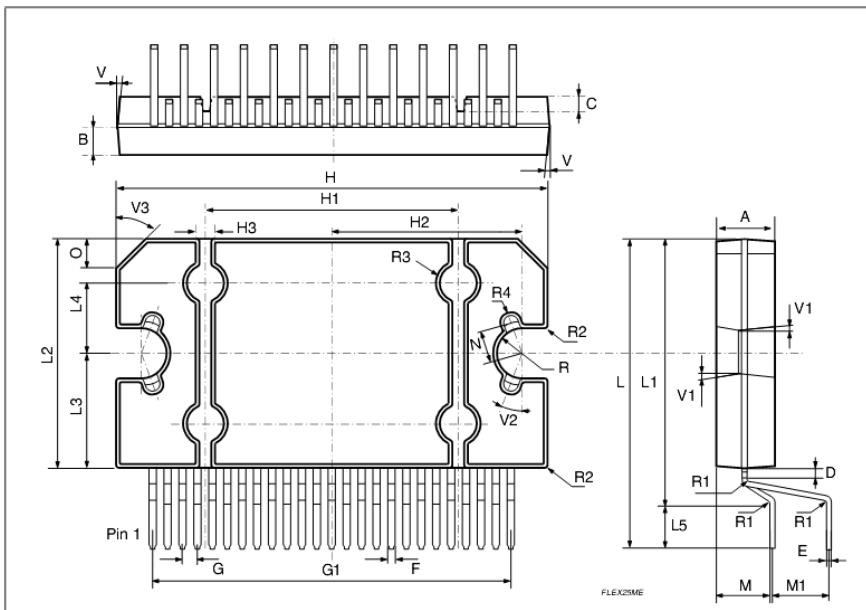
输入端: 输入电容选用0.1uF，此时最低截止频率为16Hz，如果需要更低截止频率则需按比例加大容值。输入电容与SVR电容有比例关系，比例关系变化太大会引起开关机POP声。

待机与静音: 高电平时电路工作，低电平时为静音或待机。两管脚建议采用RC控制方式，上电掉电需要一定的斜率爬升，这样配合SVR和输入端电容的充放电可以有效抑制POP音。

TDA7388使用注意事项:

1. 电源要DC12V电流3A以上，推荐10A电流。
2. 喇叭推荐使用阻抗为4欧姆的，灵敏度高的，车用喇叭更好。
3. 对于一些信号电平比较低的音源，要加上前置放大器才能发挥出效果。
4. 注意正负极不能接反，最好用稳压电源供电。
5. 音频输入端子分有前后左右共四个声道输入，带有静音控制，电源地和音频地独立分开，避免声音出现混浊不清。
6. 需要加散热板

产品外形尺寸图



DIM.	mm			inch		
	MIN.	TYP.	MAX.	MIN.	TYP.	MAX.
A	4.45	4.50	4.65	0.175	0.177	0.183
B	1.80	1.90	2.00	0.070	0.074	0.079
C		1.40			0.055	
D	0.75	0.90	1.05	0.029	0.035	0.041
E	0.37	0.39	0.42	0.014	0.015	0.016
F (1)			0.57		0.022	
G	0.80	1.00	1.20	0.031	0.040	0.047
G1	23.75	24.00	24.25	0.935	0.945	0.955
H (2)	28.90	29.23	29.30	1.139	1.150	1.153
H1		17.00			0.669	
H2		12.80			0.503	
H3		0.80			0.031	
L (2)	22.07	22.47	22.87	0.869	0.884	0.904
L1	18.57	18.97	19.37	0.731	0.747	0.762
L2 (2)	15.50	15.70	15.90	0.610	0.618	0.626
L3	7.70	7.85	7.95	0.303	0.309	0.313
L4		5			0.197	
L5		3.5			0.138	
M	3.70	4.00	4.30	0.145	0.157	0.169
M1	3.60	4.00	4.40	0.142	0.157	0.173
N		2.20			0.086	
O		2			0.079	
R		1.70			0.067	
R1		0.5			0.02	
R2		0.3			0.12	
R3		1.25			0.049	
R4		0.50			0.019	
V					5° (Typ.)	
V1					3° (Typ.)	
V2					20° (Typ.)	
V3					45° (Typ.)	

(1): dam-bar protusion not included
(2): molding protusion included



Attention

- Any and all HUA XUAN YANG ELECTRONICS products described or contained herein do not have specifications that can handle applications that require extremely high levels of reliability, such as life-support systems, aircraft's control systems, or other applications whose failure can be reasonably expected to result in serious physical and/or material damage. Consult with your HUA XUAN YANG ELECTRONICS representative nearest you before using any HUA XUAN YANG ELECTRONICS products described or contained herein in such applications.
- HUA XUAN YANG ELECTRONICS assumes no responsibility for equipment failures that result from using products at values that exceed, even momentarily, rated values (such as maximum ratings, operating condition ranges, or other parameters) listed in products specifications of any and all HUA XUAN YANG ELECTRONICS products described or contained herein.
- Specifications of any and all HUA XUAN YANG ELECTRONICS products described or contained herein stipulate the performance, characteristics, and functions of the described products in the independent state, and are not guarantees of the performance, characteristics, and functions of the described products as mounted in the customer's products or equipment. To verify symptoms and states that cannot be evaluated in an independent device, the customer should always evaluate and test devices mounted in the customer's products or equipment.
- HUA XUAN YANG ELECTRONICS CO.,LTD. strives to supply high-quality high-reliability products. However, any and all semiconductor products fail with some probability. It is possible that these probabilistic failures could give rise to accidents or events that could endanger human lives, that could give rise to smoke or fire, or that could cause damage to other property. When designing equipment, adopt safety measures so that these kinds of accidents or events cannot occur. Such measures include but are not limited to protective circuits and error prevention circuits for safe design, redundant design, and structural design.
- In the event that any or all HUA XUAN YANG ELECTRONICS products(including technical data, services) described or contained herein are controlled under any of applicable local export control laws and regulations, such products must not be exported without obtaining the export license from the authorities concerned in accordance with the above law.
- No part of this publication may be reproduced or transmitted in any form or by any means, electronic or mechanical, including photocopying and recording, or any information storage or retrieval system, or otherwise, without the prior written permission of HUA XUAN YANG ELECTRONICS CO.,LTD.
- Information (including circuit diagrams and circuit parameters) herein is for example only ; it is not guaranteed for volume production. HUA XUAN YANG ELECTRONICS believes information herein is accurate and reliable, but no guarantees are made or implied regarding its use or any infringements of intellectual property rights or other rights of third parties.
- Any and all information described or contained herein are subject to change without notice due to product/technology improvement, etc. When designing equipment, refer to the "Delivery Specification" for the HUA XUAN YANG ELECTRONICS product that you intend to use.